



2019 Year-In-Review
 Southeastern Conference Communications Office
 SECSports.com • CollegePressBox.com

Chuck Dunlap (Primary SEC Football Contact) • cdunlap@sec.org • @SEC_Chuck
 Ben Beaty (Secondary Football Contact) • bbeaty@sec.org • @BenBeaty
 Phone: (205) 458-3000

EASTERN DIVISION

	SEC	Pct.	PF	PA	Overall	Pct.	PF	PA	Home	Away	Neutral	vs. Div.	Top 25	Top 10	Streak
%Georgia	7-1	.875	202	84	12-2	.857	431	176	6-1	4-0	2-1	5-1	5-1	3-1	W1
Florida	6-2	.750	249	136	11-2	.846	432	201	6-0	3-1	2-1	5-1	2-2	1-2	W4
Tennessee	5-3	.625	160	186	8-5	.615	314	282	5-3	2-2	1-0	4-2	0-3	0-3	W6
South Carolina	3-5	.375	159	221	4-8	.333	269	313	3-4	1-3	0-1	3-3	1-3	1-3	L3
Kentucky	3-5	.375	145	160	8-5	.615	353	251	6-2	1-3	1-0	2-4	0-2	0-2	W4
Vanderbilt	1-7	.125	102	287	3-9	.250	198	381	3-4	0-5	0-0	1-5	1-3	0-3	L1
*Missouri	3-5	.375	143	179	6-6	.500	304	233	5-2	1-4	0-0	1-5	0-2	0-1	W1

% - SEC Championship Game Eastern Division Representative; * - Not eligible for postseason play

WESTERN DIVISION

	SEC	Pct.	PF	PA	Overall	Pct.	PF	PA	Home	Away	Neutral	vs. Div.	Top 25	Top 10	Streak
^LSU	8-0	1.000	377	204	15-0	1.000	726	328	7-0	5-0	2-0	6-0	7-0	7-0	W15
Alabama	6-2	.750	360	203	11-2	.846	614	242	6-1	3-1	2-0	4-2	2-2	0-1	W1
Auburn	5-3	.625	250	180	9-4	.692	432	254	6-1	2-2	1-1	5-1	3-4	1-3	L1
Texas A&M	4-4	.500	202	224	8-5	.615	384	293	5-2	1-3	2-0	3-3	0-5	0-5	W1
Mississippi State	3-5	.375	186	256	6-7	.462	359	375	4-3	1-3	1-1	2-4	0-3	0-3	L1
Ole Miss	2-6	.250	208	243	4-8	.333	319	318	4-3	0-5	0-0	1-5	0-3	0-2	L2
Arkansas	0-8	.000	139	319	2-10	.167	257	442	2-5	0-4	0-1	0-6	0-4	0-2	L9

^ - SEC Champion

NOTES: The SEC has placed three different teams in the College Football Playoff during the first six years of the CFP - more than any other league. The SEC has been represented in the Playoff each year. vs. Top 25 - Record vs. teams in Top 25 (AP, USA Today) when game was played; Teams listed in alphabetical order unless tie-breaker applicable

LSU COMPLETES FIRST 15-0 SEASON IN SEC HISTORY

Bowl Game	Date/Time (ET)	Stadium/Site	*Matchup	Network
Academy Sports +Outdoors Texas Bowl Series History: Texas A&M now leads, 18-10	Dec. 27 / 6:45 p.m.	NRG Stadium (71,795) / Houston, Texas	Texas A&M (24) vs. Oklahoma State (21)	ESPN
Previous Meeting: OSU, 30-29 (2011 at College Station)	Attendance: 68,415			
Chick-fil-A Peach Bowl CFP Semifinal Series History: LSU now leads, 2-1	Dec. 28 / 4 p.m.	Mercedes-Benz Stadium (73,000) / Atlanta, Ga.	#1 LSU (63) vs. #4 Oklahoma (28)	ESPN
Previous Meeting: LSU, 21-14 (2004 at BCS National Championship Game in New Orleans)	Attendance: 78,347			
Franklin American Mortgage Music City Bowl Series History: Now tied, 3-3	Dec. 30 / 4 p.m.	Nissan Stadium (68,000) / Nashville, Tenn.	Mississippi State (28) vs. Louisville (38)	ESPN
Previous Meeting: MSU, 31-17 (2017 at Gator Bowl)	Attendance: 46,850			
Capital One Orange Bowl Series History: Florida now leads, 2-0	Dec. 30 / 8 p.m.	Hard Rock Stadium (65,326) / Miami Gardens, Fla.	#9 Florida (36) vs. #24 Virginia (28)	ESPN
Previous Meeting: UF, 55-10 (1959 at Gainesville)	Attendance: 65,157			
Belk Bowl Series History: Kentucky now leads, 12-6-2	Dec. 31 / Noon	Bank of America Stadium (73,778) / Charlotte, N.C.	Kentucky (37) vs. Virginia Tech (30)	ESPN
Previous: UK, 14-7 (1987 at Lexington)	Attendance: 44,138			
Outback Bowl Series History: Minnesota now leads, 1-0	Jan. 1 / 1 p.m.	Raymond James Stadium (65,657) / Tampa, Fla.	# 12 Auburn (24) vs. #18 Minnesota (31)	ESPN
Attendance: 45,652				
Vrbo Citrus Bowl Series History: Alabama now leads, 3-2	Jan. 1 / 1 p.m.	Camping World Stadium (60,219) / Orlando, Fla.	#13 Alabama (35) vs. #14 Michigan (16)	ABC
Previous Meeting: UA, 41-14 (2012 at Advocare Kickoff Classic in Arlington)	Attendance: 59,746			
Allstate Sugar Bowl Series History: Georgia now leads 5-0	Jan. 1 / 8:45 p.m.	Mercedes-Benz Superdome (72,500) / New Orleans, La.	#5 Georgia (26) vs. #7 Baylor (14)	ESPN
Previous Meeting: UG, 15-3 (1989 at Athens)	Attendance: 55,211			
TaxSlayer Gator Bowl Series History: Tennessee now leads 2-0	Jan. 2 / 7 p.m.	TIAA Bank Field (77,511) / Jacksonville, Fla.	Tennessee (23) vs. Indiana (22)	ESPN
Previous Meeting: UT, 27-22 (1988 at Peach Bowl)	Attendance: 61,789			
CFP National Championship Game Series History: LSU now leads, 3-1	Jan. 13 / 8:15 p.m.	Mercedes-Benz Superdome (73,000) / New Orleans, La.	No. 1 LSU (42) vs. No. 3 Clemson (25)	ESPN
Previous Meeting: CU, 25-24 (2012 at Peach Bowl)	Attendance: 76,885			



SECSports.com • CollegePressBox.com • SECSportsMedia.com • @SEC
 SEC on Facebook, Instagram, Shapchat
 #ItJustMeansMore



2019 SEC Football

2019 SOUTHEASTERN CONFERENCE TEAM SCHEDULES AND RESULTS

ALABAMA CRIMSON TIDE (11-2, 6-2 SEC)

Home Stadium: Bryant-Denny Stadium (101,821)

Aug. 31	[2/2] vs. Duke (Atlanta, Ga.)	W, 42-3	ABC	71,916
Sept. 7	[2/2] NEW MEXICO STATE	W, 62-10	SEC Network	100,710
Sept. 14	[2/2] at South Carolina*	W, 47-23	CBS	81,954
Sept. 21	[2/2] SOUTHERN MISS	W, 49-7	ESPN2	101,821
Sept. 28	[2/2] OLE MISS*	W, 59-31	CBS	99,950
Oct. 12	[1/1] at Texas A&M* (24/21)	W, 47-28	CBS	106,749
Oct. 19	[1/1] TENNESSEE*	W, 35-13	ESPN	101,821
Oct. 26	[1/1] ARKANSAS*	W, 48-7	ESPN	100,233
Nov. 9	[2/1] LSU* (1/2)	L, 41-46	CBS	101,821
Nov. 16	[4/4] at Mississippi State*	W, 38-7	ESPN	57,607
Nov. 23	[5/5] WESTERN CAROLINA	W, 66-3	ESPN	101,821
Nov. 30	[5/5] at Auburn* (16/16)	L, 45-48	CBS	87,451
Jan. 1	[9/9] vs. Michigan (17/17)	W, 35-15	ABC	59,746

Verbo Citrus Bowl • Orlando, Fla.

ARKANSAS RAZORBACKS (2-10, 0-8 SEC)

Home Stadium(s): Reynolds Razorback (72,000); War Memorial (54,120)

Aug. 31	PORTLAND STATE	W, 20-13	SEC Network	61,055
Sept. 7	at Ole Miss*	L, 17-31	SEC Network	47,915
Sept. 14	COLORADO STATE	W, 55-34	SEC Network	55,583
Sept. 21	SAN JOSE STATE	L, 24-31	SEC Network	56,058
Sept. 28	vs. Texas A&M* (23/21)	L, 27-31	ESPN	51,441
Oct. 12	at Kentucky*	L, 20-24	SEC Network	57,060
Oct. 19	AUBURN (11/11)	L, 10-51	SEC Network	54,619
Oct. 26	at Alabama* (1/1)	L, 7-48	ESPN	100,233
Nov. 2	MISSISSIPPI STATE*	L, 24-54	SEC Network	52,256
Nov. 9	WESTERN KENTUCKY	L, 19-45	SEC Network	42,985
Nov. 23	at LSU* (1/1)	L, 20-56	ESPN	101,173
Nov. 29	MISSOURI*	L, 14-24	CBS	33,961

AUBURN TIGERS (9-4, 5-3 SEC)

Home Stadium: Jordan-Hare Stadium (87,451)

Aug. 31	[16/16] vs. Oregon (Dallas) (11/13)	W, 27-21	ABC	60,662
Sept. 7	[10/13] TULANE	W, 24-6	ESPN2	85,317
Sept. 14	[8/9] KENT STATE	W, 55-16	ESPN2	84,542
Sept. 21	[8/9] at Texas A&M* (17/15)	W, 28-20	CBS	101,681
Sept. 28	[7/7] MISSISSIPPI STATE* (rv/rv)	W, 56-23	ESPN	87,451
Oct. 5	[7/7] at Florida* (10/8)	L, 13-24	CBS	90,584
Oct. 19	[11/11] at Arkansas*	W, 51-10	SEC Network	54,619
Oct. 26	[9/10] at LSU*(2/3)	L, 20-23	CBS	102,160
Nov. 2	[11/12] OLE MISS*	W, 20-14	ESPN	87,457
Nov. 16	[13/13] GEORGIA* (5/5)	L, 14-21	CBS	87,451
Nov. 23	[16/16] SAMFORD	W, 52-0	SEC Network	80,692
Nov. 30	[16/16] ALABAMA* (5/5)	W, 48-45	CBS	87,451
Jan. 1	[9/13] vs. Minnesota (16/16)	L, 24-31	ESPN	45,652

Outback Bowl • Tampa, Fla.

FLORIDA GATORS (11-2, 6-2 SEC)

Home Stadium: Steve Spurrier-Florida Field at Ben Hill Griffin Stadium (88,548)

Aug. 24	[8/8] vs. Miami (Orlando, Fla.) (rv/rv)	W, 24-20	ESPN	66,543
Sept. 7	[11/10] UT MARTIN	W, 45-0	ESPNU	80,007
Sept. 14	[9/8] at Kentucky* (rv/rv)	W, 29-21	ESPN	63,076
Sept. 21	[9/8] TENNESSEE*	W, 34-3	ESPN	82,776
Sept. 28	[9/8] TOWSON	W, 38-0	SEC Network	79,126
Oct. 5	[10/8] AUBURN* (7/7)	W, 24-13	CBS	90,584
Oct. 12	[7/7] at LSU* (5/6)	L, 28-42	ESPN	102,321
Oct. 19	[9/9] at South Carolina* (rv/rv)	W, 38-27	ESPN	78,883
Nov. 2	[6/6] vs. Georgia* (8/7) (Jacksonville, Fla.)	L, 17-24	CBS	84,789
Nov. 9	[10/11] VANDERBILT*	W, 56-0	ESPN	86,201
Nov. 16	[11/12] at Missouri*	W, 23-6	CBS	57,280
Nov. 30	[8/8] FLORIDA STATE	W, 40-17	SEC Network	89,409
Dec. 30	[6/7] vs. Virginia (rv/25)	W, 36-28	ESPN	65,157

Capital One Orange Bowl • Miami Gardens, Fla.

GEORGIA BULLDOGS (12-2, 7-1 SEC)

Home Stadium: Sanford Stadium (92,746)

Aug. 31	[3/3] at Vanderbilt*	W, 30-6	SEC Network	40,350
Sept. 7	[3/3] MURRAY STATE	W, 63-17	ESPN2	92,746
Sept. 14	[3/3] ARKANSAS STATE	W, 55-0	ESPN2	92,746
Sept. 21	[3/3] NOTRE DAME (7/7)	W, 23-17	CBS	93,246
Oct. 5	[3/3] at Tennessee*	W, 43-14	ESPN	92,709
Oct. 12	[3/3] SOUTH CAROLINA*	L, 17-20 (2 OT)	ESPN	92,746
Oct. 19	[10/10] KENTUCKY*	W, 21-0	ESPN	92,746
Nov. 2	[8/7] vs. Florida* (6/6) (Jacksonville, Fla.)	W, 24-17	CBS	84,789
Nov. 9	[6/6] MISSOURI*	W, 27-0	ESPN	92,746
Nov. 16	[5/5] at Auburn* (13/13)	W, 21-14	CBS	87,451
Nov. 23	[4/4] TEXAS A&M* (24/24)	W, 19-13	CBS	92,746
Nov. 30	[4/4] at Georgia Tech	W, 52-7	ABC	55,000
Dec. 7	[4/4] vs. LSU (1/1)	L, 10-37	CBS	74,150

SEC Championship Game - Atlanta, Ga.
Allstate Sugar Bowl • New Orleans, La.

KENTUCKY WILDCATS (8-5, 3-5 SEC)

Home Stadium: Kroger Field (61,000)

Aug. 31	[-/RV] TOLEDO	W, 38-24	SEC Network	54,610
Sept. 7	[-/RV] EASTERN MICHIGAN	W, 38-17	SEC Network	55,240
Sept. 14	[RV/RV] FLORIDA* (9/8)	L, 21-29	ESPN	63,076
Sept. 21	[-/RV] at Mississippi State* (rv/rv)	L, 13-28	SEC Network	54,556
Sept. 28	at South Carolina*	L, 7-24	SEC Network	80,828
Oct. 12	ARKANSAS*	W, 24-20	SEC Network	57,060
Oct. 19	at Georgia* (10/10)	L, 0-21	ESPN	92,746
Oct. 26	MISSOURI*(rv/-)	W, 29-7	SEC Network	48,446
Nov. 9	TENNESSEE*	L, 13-17	SEC Network	56,760
Nov. 16	at Vanderbilt*	W, 38-14	SEC Network	23,288
Nov. 23	UT MARTIN	W, 50-7	SEC Network	41,495
Nov. 30	LOUISVILLE	W, 45-13	SEC Network	48,336
Dec. 31	[-/RV] vs. Virginia Tech (-/rv)	W, 37-30	ESPN	44,138

Belk Bowl • Charlotte, N.C.

LSU TIGERS (15-0, 8-0 SEC)

Home Stadium: Tiger Stadium (102,321)

Aug. 31	[6/6] GA SOUTHERN	W, 55-3	ESPN2	97,420
Sept. 7	[6/6] at Texas (10/10)	W, 45-38	ABC	98,763
Sept. 14	[4/5] NORTHWESTERN ST	W, 65-14	SEC Network	100,334
Sept. 21	[4/4] at Vanderbilt*	W, 66-38	SEC Network	32,048
Oct. 5	[5/6] UTAH STATE	W, 42-6	SEC Network	100,266
Oct. 12	[5/6] FLORIDA* (7/7)	W, 42-28	ESPN	102,321
Oct. 19	[2/3] at Mississippi State*	W, 36-13	CBS	59,282
Oct. 26	[2/3] AUBURN* (9/10)	W, 23-20	CBS	102,160
Nov. 9	[1/2] at Alabama* (2/1)	W, 46-41	CBS	101,821
Nov. 16	[1/1] at Ole Miss*	W, 58-37	ESPN	53,797
Nov. 23	[1/1] ARKANSAS*	W, 56-20	ESPN	101,173
Nov. 30	[1/1] TEXAS A&M* (rv/rv)	W, 50-7	ESPN	102,218
Dec. 7	[1/1] vs. Georgia (4/4)	W, 37-10	CBS	74,150

SEC Championship Game - Atlanta, Ga.
Chick-fil-A Peach Bowl National Semifinal • Atlanta, Ga.

Dec. 28	[1/1] vs. Oklahoma (4/4)	W, 63-28	ESPN	78,347
Jan. 13	[1/1] vs. Clemson (3/3)	W, 42-25	ESPN	76,885

CFP National Championship Game • New Orleans, La.

OLE MISS REBELS (4-8, 2-6 SEC)

Home Stadium: Vaught-Hemingway Stadium (64,038)

Aug. 31	[-/RV] at Memphis	L, 10-15	ABC	44,107
Sept. 7	ARKANSAS*	W, 31-17	SEC Network	47,915
Sept. 14	SE LOUISIANA	W, 40-29	SEC Network	45,238
Sept. 21	CAL (23/23)	L, 20-28	ESPNU	46,850
Sept. 28	at Alabama* (2/2)	L, 31-59	CBS	99,590
Oct. 5	VANDERBILT*	W, 31-6	SEC Network	47,601
Oct. 12	at Missouri* (rv/-)	L, 27-38	ESPN2	62,621
Oct. 19	TEXAS A&M* (RV/RV)	L, 17-21	SEC Network	50,257
Nov. 2	at Auburn* (11/12)	L, 14-20	ESPN	87,457
Nov. 9	NEW MEXICO STATE	W, 41-3	SEC Network	45,973
Nov. 16	LSU* (1/1)	L, 37-58	CBS	53,797
Nov. 28	at Mississippi State*	L, 20-21	ESPN	57,529

TV Key - (1) CBS; (2) ESPN; (3) ESPN2; (4) ESPNU; (5) SEC Network; (6) ESPN App; (7) ABC; (8) Fox Sports 1; (9) ESPNews; (10) ESPN3; (11) CBS Sports Network; (12) Big Ten Network; (13) NBC

* - SEC Game

2019 SEC Football

2019 SOUTHEASTERN CONFERENCE TEAM SCHEDULES AND RESULTS

MISSISSIPPI STATE BULLDOGS (6-7, 3-5 SEC)

Home Stadium: Davis Wade Stadium at Scott Field (61,337)

Aug. 31	[RV/RV] vs. LA-Lafayette (New Orleans)	W, 38-28	ESPNU	22,440
Sept. 7	[RV/RV] SOUTHERN MISS	W, 38-15	ESPNU	55,143
Sept. 14	[RV/23] KANSAS STATE	L, 24-31	ESPN	54,522
Sept. 21	[RV/RV] KENTUCKY* (-/rv)	W, 28-13	SEC Network	54,556
Sept. 28	[RV/RV] at Auburn* (7/7)	L, 23-56	ESPN	87,451
Oct. 12	[-/RV] at Tennessee*	L, 10-20	SEC Network	85,462
Oct. 19	LSU* (2/3)	L, 13-36	CBS	59,282
Oct. 26	at Texas A&M* (rv/rv)	L, 30-49	SEC Network	102,025
Nov. 2	at Arkansas*	W, 54-24	SEC Network	52,256
Nov. 16	ALABAMA* (4/4)	L, 7-38	ESPN	57,607
Nov. 23	ABILENE CHRISTIAN	W, 45-7	SEC Network	54,638
Nov. 28	OLE MISS*	W, 21-20	ESPN	57,529
Dec. 30	vs. Louisville	L, 28-38	ESPN	46,850

Franklin American Mortgage Music City Bowl • Nashville, Tenn.

MISSOURI TIGERS (6-6, 3-5 SEC)

Home Stadium: Memorial Stadium - Faurot Field (62,621)

Aug. 31	[RV/-] at Wyoming	L, 31-37	CBS Sports Network	26,037
Sept. 7	WEST VIRGINIA	W, 38-7	ESPN2	51,215
Sept. 14	SE MISSOURI STATE	W, 50-0	SEC Network	56,620
Sept. 21	SOUTH CAROLINA*	W, 34-14	SEC Network	52,012
Oct. 5	[RV/-] TROY	W, 42-10	SEC Network	50,023
Oct. 12	[RV/-] OLE MISS*	W, 38-27	ESPN2	62,621
Oct. 19	[22/-] at Vanderbilt*	L, 14-21	SEC Network	23,900
Oct. 26	[RV/-] at Kentucky*	L, 7-29	SEC Network	48,446
Nov. 9	at Georgia* (6/6)	L, 0-27	ESPN	92,746
Nov. 16	FLORIDA* (11/12)	L, 6-23	CBS	57,280
Nov. 23	TENNESSEE*	L, 20-24	SEC Network	49,348
Nov. 29	at Arkansas*	W, 24-14	CBS	33,961

SOUTH CAROLINA GAMECOCKS (4-8, 3-5 SEC)

Home Stadium: Williams-Brice Stadium (80,250)

Aug. 31	[RV/RV] vs. North Carolina (Charlotte)	L, 20-24	ESPN	52,183
Sept. 7	CHARLESTON SOUTHERN	W, 72-10	SEC Network	70,698
Sept. 14	ALABAMA* (2/2)	L, 23-47	CBS	81,954
Sept. 21	at Missouri*	L, 14-34	SEC Network	52,012
Sept. 28	KENTUCKY*	W, 24-7	SEC Network	80,828
Oct. 12	at Georgia* (3/3)	W, 20-17 (2 OT)	ESPN	92,746
Oct. 19	[RV/RV] FLORIDA* (9/9)	L, 27-38	ESPN	78,883
Oct. 26	at Tennessee*	L, 21-41	SEC Network	87,397
Nov. 2	VANDERBILT*	W, 24-17	SEC Network	71,945
Nov. 9	APPALACHIAN STATE	L, 15-20	ESPN2	80,849
Nov. 16	at Texas A&M* (rv/rv)	L, 6-30	SEC Network	104,957
Nov. 30	CLEMSON (3/3)	L, 3-38	ESPN	80,580

TENNESSEE VOLUNTEERS (8-5, 5-3 SEC)

Home Stadium: Neyland Stadium (102,455)

Aug. 31	[-/RV] GEORGIA STATE	L, 30-38	ESPNU	85,503
Sept. 7	BYU	L, 26-29 (2OT)	ESPN	92,475
Sept. 14	CHATTANOOGA	W, 45-0	SEC Network	86,208
Sept. 21	at Florida* (9/8)	L, 3-34	ESPN	82,776
Oct. 5	GEORGIA (3/3)*	L, 14-43	ESPN	92,709
Oct. 12	MISSISSIPPI STATE*(-/RV)	W, 20-10	SEC Network	85,462
Oct. 19	at Alabama* (1/1)	L, 13-35	ESPN	101,821
Oct. 26	SOUTH CAROLINA*	W, 41-21	SEC Network	87,397
Nov. 2	UAB	W, 30-7	ESPNU	85,791
Nov. 9	at Kentucky*	W, 17-13	SEC Network	56,760
Nov. 23	at Missouri*	W, 24-20	SEC Network	49,348
Nov. 30	VANDERBILT*	W, 28-10	SEC Network	87,367
Jan. 2	[-/RV] vs. Indiana (-/rv)	W, 23-22	ESPN	61,789

TaxSlayer Gator Bowl • Jacksonville, Fla.

TEXAS A&M AGGIES (8-5, 5-3 SEC)

Home Stadium: Kyle Field (102,733)

Aug. 29	[12/11] TEXAS STATE	W, 41-7	SEC Network	98,016
Sept. 7	[12/11] at Clemson (1/1)	L, 10-24	ABC	81,500
Sept. 14	[16/15] LAMAR	W, 62-3	ESPNU	97,195
Sept. 21	[17/15] AUBURN* (8/9)	L, 20-28	CBS	101,681
Sept. 28	[23/21] vs. Arkansas* (Arlington, TX)	W, 31-27	ESPN	51,441
Oct. 12	[24/21] ALABAMA* (1/1)	L, 28-47	CBS	106,749
Oct. 19	[RV/RV] at Ole Miss*	W, 24-17	SEC Network	50,257
Oct. 26	[RV/RV] MISSISSIPPI STATE	W, 49-30	SEC Network	102,025
Nov. 2	[RV/RV] UTSA	W, 45-14	SEC Network	100,635
Nov. 16	[RV/RV] SOUTH CAROLINA*	W, 30-6	SEC Network	104,957
Nov. 23	[24/24] at Georgia* (4/4)	L, 13-19	CBS	92,746
Nov. 30	[RV/RV] at LSU* (1/1)	L, 7-50	ESPN	102,218
Dec. 27	[RV/-] vs. Oklahoma State (25/rv)	W, 24-21	ESPN	68,415

Academy Sports+Outdoors Texas Bowl • Houston, Texas

VANDERBILT COMMODORES (3-9, 1-7 SEC)

Home Stadium: Vanderbilt Stadium (40,350)

Aug. 31	GEORGIA* (3/3)	L, 6-30	SEC Network	40,350
Sept. 7	at Purdue	L, 24-42	Big Ten Network	50,506
Sept. 21	LSU* (4/4)	L, 38-66	SEC Network	32,048
Sept. 28	NORTHERN ILLINOIS	W, 24-18	SEC Network	24,519
Oct. 5	at Ole Miss*	L, 6-31	SEC Network	47,601
Oct. 12	UNLV	L, 10-34	SEC Network	20,048
Oct. 19	MISSOURI* (22/-)	W, 21-14	SEC Network	23,900
Nov. 2	at South Carolina	L, 7-24	SEC Network	71,945
Nov. 9	at Florida* (10/11)	L, 0-56	ESPN	86,201
Nov. 16	KENTUCKY*	L, 14-38	SEC Network	23,288
Nov. 23	EAST TENNESSEE STATE	W, 38-0	SEC Network	19,863
Nov. 30	at Tennessee*	L, 10-28	SEC Network	87,367

Team's AP & USA Today Rankings Listed Before Opponent's Name & Opponents' Rankings Listed after its Name (at time of game)

December 7 • SEC Football Championship Game • Atlanta • Mercedes-Benz Stadium • 4 p.m. ET • CBS Sports

* - SEC Game

2019 SEC WEEK-BY-WEEK SCHEDULES AND RESULTS

August 24

Florida (24) vs. Miami (20) (Orlando) [TV: 2-6] (66,543)

August 29

Texas State (7) at Texas A&M (41) [TV: 5-6] (98,016)

August 31

Alabama (42) vs. Duke (3) (Atlanta) [TV: 7] (71,916)
 Portland State (13) at Arkansas (20) [TV: 5-6] (61,055)
 Auburn (27) vs. Oregon (21) (Dallas) [TV: 7] (60,662)
 Toledo (24) at Kentucky (38) [TV: 5-6] (54,610)
 Georgia Southern (3) at LSU (55) [TV: 4-6] (97,420)
 Ole Miss (10) at Memphis (15) [TV: 7] (44,107)
 Miss. State (38) vs. ULL (28) (New Orleans) [TV: 4-6] (22,440)
 Missouri (31) at Wyoming (37) [TV: 11] (26,037)
 South Carolina (20) vs. UNC (24) (Charlotte) [TV: 2-6] (52,183)
 Georgia State (38) at Tennessee (30) [TV: 4-6] (85,503)
 *Georgia (30) at Vanderbilt (6) [TV: 5-6] (40,350)

September 7

New Mexico State (10) at Alabama (62) [TV: 5-6] (100,710)
 Tulane (6) at Auburn (24) [TV: 3-6] (85,317)
 UT-Martin (0) at Florida (45) [TV: 4-6] (80,007)
 Murray State (17) at Georgia (63) [TV: 3-6] (92,746)
 Eastern Michigan (17) at Kentucky (38) [TV: 5-6] (55,240)
 LSU (45) at Texas (38) [TV: 7] (98,763)
 *Arkansas (17) at Ole Miss (31) [TV: 5-6] (47,915)
 Southern Miss (15) at Mississippi State (38) [TV: 4-6] (55,143)
 West Virginia (7) at Missouri (38) [TV: 3-6] (51,215)
 Charleston Southern (10) at South Carolina (72) [TV: 5-6] (70,698)
 BYU (29) at Tennessee (26) (2 OT) [TV: 2-6] (92,475)
 Texas A&M (10) at Clemson (24) [TV: 7] (81,500)
 Vanderbilt (24) at Purdue (42) [TV: 12] (50,506)

September 14

Colorado State (34) at Arkansas (55) [TV: 5-6] (55,583)
 Kent State (16) at Auburn (55) [TV: 3-6] (84,542)
 Arkansas State (0) at Georgia (55) [TV: 3-6] (92,746)
 *Florida (29) at Kentucky (21) [TV: 2-6] (63,076)
 Northwestern State (14) at LSU (65) [TV: 5-6] (100,334)
 SE Louisiana (29) at Ole Miss (40) [TV: 5-6] (45,238)
 Kansas State (31) at Mississippi State (24) [TV: 2-6] (54,522)
 SE Missouri State (0) at Missouri (50) [TV: 5-6] (56,620)
 *Alabama (47) at South Carolina (23) [TV:1] (81,954)
 UT-Chattanooga (0) at Tennessee (45) [TV: 5-6] (86,208)
 Lamar (3) at Texas A&M (62) [TV: 4-6] (97,195)

September 21

Southern Miss (7) at Alabama (49) [TV: 3-6] (101,821)
 San Jose State (31) at Arkansas (24) [TV: 5-6] (56,058)
 *Tennessee (3) at Florida (34) [TV: 2-6] (82,776)
 Notre Dame (17) at Georgia (23) [TV:1] (93,246)
 California (28) at Ole Miss (20) [TV: 4-6] (46,850)
 *Kentucky (13) at Mississippi State (28) [TV: 5-6] (54,556)

*South Carolina (14) at Missouri (34) [TV: 5-6] (52,012)

*Auburn (28) at Texas A&M (20) [TV: 1] (101,681)

*LSU (38) at Vanderbilt (66) [TV: 5-6] (32,048)

September 28

*Ole Miss (31) at Alabama (59) [TV: 1] (99,590)
 *Texas A&M (31) vs. Arkansas (27) (Arlington) [TV: 2-6] (51,441)
 *Mississippi State (23) at Auburn (56) [TV: 2-6] (87,451)
 Towson (0) at Florida (38) [TV: 5-6] (79,126)
 *Kentucky (7) at South Carolina (24) [TV: 5-6] (80,828)
 Northern Illinois (18) at Vanderbilt (24) [TV: 5-6] (24,519)

October 5

*Auburn (13) at Florida (24) [TV: 1] (90,584)
 Utah State (6) at LSU (42) [TV: 5-6] (100,266)
 *Vanderbilt (6) at Ole Miss (31) [TV: 5-6] (47,601)
 Troy (10) at Missouri (42) [TV: 5-6] (50,023)
 *Georgia (43) at Tennessee (14) [TV: 2-6] (92,709)

October 12

*South Carolina (20) at Georgia (17) (2 OT) [TV: 2-6] (92,746)
 *Arkansas (20) at Kentucky (24) [TV: 5-6] (57,060)
 *Florida (28) at LSU (42) [TV: 2-6] (102,321)
 *Ole Miss (27) at Missouri (38) [TV: 3-6] (62,621)
 *Mississippi State (10) at Tennessee (20) [TV: 5-6] (85,462)
 *Alabama (47) at Texas A&M (28) [TV: 1] (106,749)
 UNLV (34) at Vanderbilt (10) [TV: 5-6] (20,048)

October 19

*Tennessee (13) at Alabama (35) [TV: 2-6] (101,821)
 *Auburn (51) at Arkansas (10) [TV: 5-6] (54,619)
 *Kentucky (0) at Georgia (21) [TV-2-6] (92,746)
 *Texas A&M (24) at Ole Miss (17) [TV: 5-6] (50,257)
 *LSU (36) at Mississippi State (13) [TV: 1] (59,282)
 *Florida (38) at South Carolina (27) [TV: 2-6] (78,883)
 *Missouri (14) at Vanderbilt (21) [TV: 5-6] (23,900)

October 26

*Arkansas (7) at Alabama (48) [TV: 2-6] (100,233)
 *Missouri (7) at Kentucky (29) [TV: 5-6] (48,446)
 *Auburn (20) at LSU (23) [TV: 1] (102,160)
 *South Carolina (21) at Tennessee (41) [TV: 5-6] (87,397)
 *Mississippi State (30) at Texas A&M (49) [TV: 5-6] (102,025)

November 2

*Mississippi State (54) at Arkansas (24) [TV: 5-6] (52,256)
 *Ole Miss (14) at Auburn (20) [TV: 2-6] (87,457)
 *Georgia (24) vs. Florida (17) (Jacksonville) [TV: 1] (84,789)
 *Vanderbilt (7) at South Carolina (24) [TV: 2-6] (71,945)
 UAB (7) at Tennessee (30) [TV: 4-6] (85,791)
 UT-San Antonio (14) at Texas A&M (45) [TV: 5-6] (100,635)

November 9

*LSU (46) at Alabama (41) [TV: 1] (101,821)
 W. Kentucky (45) at Arkansas (19) [TV: 5-6] (42,985)
 *Vanderbilt (0) at Florida (56) [TV: 2-6] (86,201)
 *Missouri (0) at Georgia (27) [TV: 2-6] (92,746)
 *Tennessee (17) at Kentucky (13) [TV: 5-6] (56,760)
 New Mexico St. (3) at Ole Miss (41) [TV: 5-6] (45,973)
 App. State (20) at South Carolina (15) [TV: 3-6] (80,849)

November 16

*Georgia (21) at Auburn (14) [TV: 1] (87,451)
 *LSU (58) at Ole Miss (37) [TV: 2-6] (53,797)
 *Alabama (38) at Mississippi State (7) [TV: 2-6] (57,607)
 *Florida at Missouri [TV: 1] (57,280)
 *South Carolina (6) at Texas A&M (30) [TV: 5-6] (104,957)
 *Kentucky (38) at Vanderbilt (14) [TV: 5-6] (23,288)

November 23

W. Carolina (3) at Alabama (66) [TV: 2-6] (101,821)
 Samford (0) at Auburn (52) [TV: 5-6] (80,692)
 *Texas A&M (13) at Georgia (19) [TV: 1] (92,746)
 UT-Martin (7) at Kentucky (50) [TV: 5-6] (41,495)
 *Arkansas (20) at LSU (56) [TV: 2-6] (101,173)
 Abilene Christian (7) at Mississippi State (45) [TV: 5-6] (54,638)
 *Tennessee (24) at Missouri (20) [TV: 5-6] (49,348)
 ETSU (0) at Vanderbilt (38) [TV: 5-6] (19,863)

November 28 (Thursday)

*Ole Miss (20) at Mississippi State (21) [TV: 2-6] (57,529)

November 29

*Missouri (24) at Arkansas (14) (Little Rock) [TV:1] (33,961)

November 30

*Alabama (45) at Auburn (48) [TV: 1] (87,451)
 Florida State (17) at Florida (40) [TV: 5-6] (89,409)
 Georgia (52) at Georgia Tech (7) [TV: 7-6] (55,000)
 Louisville (13) at Kentucky (45) [TV: 5-6] (48,336)
 *Texas A&M (7) at LSU (50) [TV: 2-6] (102,218)
 Clemson (38) at South Carolina (3) [TV: 2-6] (80,580)
 *Vanderbilt (10) at Tennessee (28) [TV: 5-6] (87,367)

Dec. 7

Georgia (10) vs. LSU (37)
 SEC Football Championship (Atlanta) [TV:1] (74,150)

**SEC Game*

Home team game time listed

SEC team game time listed if non-conference game.



2019 SEC FOOTBALL SCHEDULE

(Tentative and Subject to Change)



Date Team	Aug. 31	Sept. 7	Sept. 14	Sept. 21	Sept. 28	Oct. 5	Oct. 12	Oct. 19	Oct. 26	Nov. 2	Nov. 9	Nov. 16	Nov. 23	Nov. 30
ALABAMA	DUKE Atlanta	NEW MEXICO STATE Tuscaloosa	SOUTH CAROLINA Columbia	SOUTHERN MISS Tuscaloosa	OLE MISS Tuscaloosa		TEXAS A&M College Station	TENNESSEE Tuscaloosa	ARKANSAS Tuscaloosa		LSU Tuscaloosa	MISSISSIPPI STATE Starkville	WESTERN CAROLINA Tuscaloosa	AUBURN Auburn
ARKANSAS	PORTLAND STATE Fayetteville	OLE MISS Oxford	COLORADO STATE Fayetteville	SAN JOSE STATE Fayetteville	TEXAS A&M Arlington		KENTUCKY Lexington	AUBURN Fayetteville	ALABAMA Tuscaloosa	MISSISSIPPI STATE Fayetteville	WESTERN KENTUCKY Fayetteville		LSU Baton Rouge	MISSOURI Little Rock (Nov. 29)
AUBURN	OREGON Arlington	TULANE Auburn	KENT STATE Auburn	TEXAS A&M College Station	MISSISSIPPI STATE Auburn	FLORIDA Gainesville		ARKANSAS Fayetteville	LSU Baton Rouge	OLE MISS Auburn		GEORGIA Auburn	SAMFORD Auburn	ALABAMA Auburn
FLORIDA	MIAMI Orlando (Aug. 24)	UT MARTIN Gainesville	KENTUCKY Lexington	TENNESSEE Gainesville	TOWSON Gainesville	AUBURN Gainesville	LSU Baton Rouge	SOUTH CAROLINA Columbia		GEORGIA Jacksonville	VANDERBILT Gainesville	MISSOURI Columbia		FLORIDA STATE Gainesville
GEORGIA	VANDERBILT Nashville	MURRAYSTATE Athens	ARKANSAS STATE Athens	NOTRE DAME Athens		TENNESSEE Knoxville	SOUTH CAROLINA Athens	KENTUCKY Athens		FLORIDA Jacksonville	MISSOURI Athens	AUBURN Auburn	TEXAS A&M Athens	GEORGIA TECH Atlanta
KENTUCKY	TOLEDO Lexington	EASTERN MICHIGAN Lexington	FLORIDA Lexington	MISSISSIPPI STATE Starkville	SOUTH CAROLINA Columbia		ARKANSAS Lexington	GEORGIA Athens	MISSOURI Lexington		TENNESSEE Lexington	VANDERBILT Nashville	UT MARTIN Lexington	LOUISVILLE Lexington
LSU	GEORGIA SOUTHERN Baton Rouge	TEXAS Austin	NORTHWESTERN STATE Baton Rouge	VANDERBILT Nashville		UTAH STATE Baton Rouge	FLORIDA Baton Rouge	MISSISSIPPI STATE Starkville	AUBURN Baton Rouge		ALABAMA Tuscaloosa	OLE MISS Oxford	ARKANSAS Baton Rouge	TEXAS A&M Baton Rouge
OLE MISS	MEMPHIS Memphis	ARKANSAS Oxford	SOUTHEAST LOUISIANA Oxford	CALIFORNIA Oxford	ALABAMA Tuscaloosa	VANDERBILT Oxford	MISSOURI Columbia	TEXAS A&M Oxford		AUBURN Auburn	NEW MEXICO STATE Oxford	LSU Oxford		MISSISSIPPI STATE Starkville (Nov. 28)
MISSISSIPPI STATE	LOUISIANA- LAFAYETTE New Orleans	SOUTHERN MISS Starkville	KANSASSTATE Starkville	KENTUCKY Starkville	AUBURN Auburn		TENNESSEE Knoxville	LSU Starkville	TEXAS A&M College Station	ARKANSAS Fayetteville		ALABAMA Starkville	ABILENE CHRISTIAN Starkville	OLE MISS Starkville (Nov. 28)
MISSOURI	WYOMING Laramie	WESTVIRGINIA Columbia	SOUTHEAST MISSOURI Columbia	SOUTH CAROLINA Columbia, Mo.		TROY Columbia	OLE MISS Columbia	VANDERBILT Nashville	KENTUCKY Lexington		GEORGIA Athens	FLORIDA Columbia	TENNESSEE Columbia	ARKANSAS Little Rock (Nov. 29)
SOUTH CAROLINA	NORTH CAROLINA Charlotte	CHARLESTON SOUTHERN Columbia	ALABAMA Columbia	MISSOURI Columbia, Mo.	KENTUCKY Columbia		GEORGIA Athens	FLORIDA Columbia	TENNESSEE Knoxville	VANDERBILT Columbia	APPALACHIAN STATE Columbia	TEXAS A&M College Station		CLEMSON Columbia
TENNESSEE	GEORGIA STATE Knoxville	BYU Knoxville	CHATANOOGA Knoxville	FLORIDA Gainesville		GEORGIA Knoxville	MISSISSIPPI STATE Knoxville	ALABAMA Tuscaloosa	SOUTH CAROLINA Knoxville	UAB Knoxville	KENTUCKY Lexington		MISSOURI Columbia	VANDERBILT Knoxville
TEXAS A&M	TEXAS STATE College Station (Aug. 29)	CLEMSON Clemson	LAMAR College Station	AUBURN College Station	ARKANSAS Arlington, Texas		ALABAMA College Station	OLE MISS Oxford	MISSISSIPPI STATE College Station	UTSA College Station		SOUTH CAROLINA College Station	GEORGIA Athens	LSU Baton Rouge
VANDERBILT	GEORGIA Nashville	PURDUE West Lafayette		LSU Nashville	NORTHERN ILLINOIS Nashville	OLE MISS Oxford	UNLV Nashville	MISSOURI Nashville		SOUTH CAROLINA Columbia	FLORIDA Gainesville	KENTUCKY Nashville	ETSU Nashville	TENNESSEE Knoxville

2019 SEC CHAMPIONSHIP GAME • DECEMBER 7 • MERCEDES-BENZ STADIUM • ATLANTA, GA.

2019 SEC Football

SEC IN THE POLLS

Associated Press (Final)

No.	Team	Points	Record
1	LSU	1,550	15-0
2	Clemson	1,487	14-1
3	Ohio State	1,426	13-1
4	GEORGIA	1,336	12-2
5	Oregon	1,239	12-2
6	FLORIDA	1,211	11-2
7	Oklahoma	1,179	12-2
8	ALABAMA	1,159	11-2
9	Penn State	1,038	11-2
10	Minnesota	952	11-2
11	Wisconsin	883	10-4
12	Notre Dame	879	11-2
13	Baylor	827	11-3
14	AUBURN	726	9-4
15	Iowa	699	10-3
16	Utah	543	11-3
17	Memphis	528	12-2
18	Michigan	468	9-4
19	App State	466	13-1
20	Navy	415	11-2
21	Cincinnati	343	11-3
22	Air Force	209	11-2
23	Boise State	188	12-2
24	UCF	78	10-3
25	Texas	69	8-5

Others (SEC Only): Texas A&M 54, Tennessee 8, Kentucky 2.

USA Today Coaches' Poll (Final)

No.	Team	No. 1 Votes	Record
1	LSU	65	15-0
2	Clemson	0	14-1
3	Ohio State	0	13-1
4	GEORGIA	0	12-2
5	Oregon	0	12-2
6	Oklahoma	0	12-2
7	FLORIDA	0	11-2
8	ALABAMA	0	11-2
9	Penn State	0	11-2
10	Minnesota	0	11-2
11	Notre Dame	0	11-2
12	Baylor	0	11-3
13	Wisconsin	0	10-4
14	AUBURN	0	9-4
15	Iowa	0	10-3
16	Utah	0	11-3
17	Memphis	0	12-2
18	App State	0	13-1
19	Michigan	0	9-4
20	Navy	0	11-2
21	Cincinnati	0	11-3
22	Boise State	0	12-2
23	Air Force	0	11-2
24	UCF	0	10-3
25	Virginia	0	9-5

Others (SEC Only): Texas A&M 26, Tennessee 8, Kentucky 5.

College Football Playoff Rankings (Final)

No.	Team	Record	Last
1	LSU	13-0	2
2	Ohio State	13-0	1
3	Clemson	13-0	3
4	Oklahoma	12-1	6
5	GEORGIA	11-2	4
6	Oregon	11-2	13
7	Baylor	11-2	7
8	Wisconsin	10-3	8
9	FLORIDA	10-2	9
10	Penn State	10-2	10
11	Utah	11-2	5
12	AUBURN	9-3	11
13	ALABAMA	10-2	12
14	Michigan	9-3	14
15	Notre Dame	10-2	15
16	Iowa	9-3	16
17	Memphis	12-1	17
18	Minnesota	10-2	18
19	Boise State	12-1	19
20	Appalachian State	12-1	21
21	Cincinnati	10-3	20
22	Southern California	8-4	22
23	Navy	9-2	24
24	Virginia	9-4	23
25	Oklahoma State	8-4	25



SEC Nation on The SEC Network

SEC Nation airs live on SEC Network 10 a.m. – noon ET every Saturday in the fall. Host Laura Rutledge navigates the Saturday morning conversations with college football analysts Tim Tebow, Marcus Spears and Paul Finebaum. The show delves into the storylines of Southeastern Conference football, the weekend's biggest matchups and more, including live reports, analysis and features surrounding the world of SEC football, as well as special appearances from hometown favorites throughout the season. Returning in 2019 is the SEC Nation demo field, as well as the weekly series "Nation Shorts," from the creators of "SEC Shorts." Marty Smith, co-host of SEC Network and ESPN Radio's Marty & McGee, will guest host for part of the 2019 season.

SEC Nation Schedule:

Date	Time (ET)	School/City
Sat, Aug. 24	5 p.m.	Florida/Orlando
Sat., Aug. 31	10 a.m.	Camping World Kickoff Vanderbilt/Nashville
Sat., Sept. 7	10 a.m.	Georgia at Vanderbilt
Sat., Sept. 14	10 a.m.	Missouri/Columbia
Sat., Sept. 14	10 a.m.	West Virginia at Missouri
Sat., Sept. 21	10 a.m.	Kentucky/Lexington
Sat., Sept. 21	10 a.m.	Florida at Kentucky
Sat., Sept. 28	10 a.m.	Texas A&M/College Station
Sat., Sept. 28	10 a.m.	Auburn at Texas A&M
Sat., Sept. 28	10 a.m.	Auburn/Auburn
Sat., Oct. 5	10 a.m.	Mississippi State at Auburn
Sat., Oct. 5	10 a.m.	Knoxville/Tennessee
Sat., Oct. 12	10 a.m.	Georgia at Tennessee
Sat., Oct. 12	10 a.m.	Athens/Georgia
Sat., Oct. 19	10 a.m.	South Carolina at Georgia
Sat., Oct. 19	10 a.m.	Starkville/Mississippi State
Sat., Oct. 19	10 a.m.	LSU at Mississippi State
Sat., Oct. 26	10 a.m.	Baton Rouge/LSU
Sat., Oct. 26	10 a.m.	Auburn at LSU
Sat., Nov. 2	10 a.m.	Jacksonville
Sat., Nov. 2	10 a.m.	Florida vs. Georgia
Sat., Nov. 9	10 a.m.	Tuscaloosa/Alabama
Sat., Nov. 9	10 a.m.	LSU at Alabama
Sat., Nov. 16	10 a.m.	Oxford/Ole Miss
Sat., Nov. 16	10 a.m.	LSU at Ole Miss
Sat., Nov. 23	10 a.m.	Athens/Georgia
Sat., Nov. 23	10 a.m.	Texas A&M at Georgia
Sat., Nov. 30	10 a.m.	Auburn/Auburn
Sat., Nov. 30	10 a.m.	Alabama at Auburn
Sat., Dec. 7	1 p.m.	Atlanta/SEC Championship
Sat., Dec. 7	1 p.m.	Georgia vs. LSU



2019 SEC Football

SEC IN THE POLLS (AP / USA Today / CFP Ranking)

	ALA	ARK	AUB	UF	UGA	UK	LSU	UM	MSU	MU	USC	UT	A&M	VU
Preseason	2/2/-	-/-	16/16/-	8/8/-	3/3/-	-RV/-	6/6/-	-RV/-	RV/RV/-	RV/-/-	RV/RV/-	-RV/-	12/11/-	-/-
Week 1	2/2/-	-/-	10/13/-	11/10/-	3/3/-	-RV/-	6/6/-	-/-	RV/RV/-	-/-	-/-	-/-	12/11/-	-/-
Week 2	2/2/-	-/-	8/9/-	9/8/-	3/3/-	RV/RV/-	4/5/-	-/-	RV/23/-	-/-	-/-	-/-	16/15/-	-/-
Week 3	2/2/-	-/-	8/9/-	9/8/-	3/3/-	-RV/-	4/5/-	-/-	RV/RV/-	-/-	-/-	-/-	17/15	-/-
Week 4	2/2/-	-/-	7/7/-	9/8/-	3/3/-	-/-	4/5/-	-/-	RV/RV/-	RV/-/-	-/-	-/-	23/21/-	-/-
Week 5	1/1/-	-/-	7/7/-	10/8/-	3/3/-	-/-	5/6/-	-/-	-RV/-	RV/-/-	-/-	-/-	25/21	-/-
Week 6	1/1/-	-/-	12/12/-	7/7/-	3/3/-	-/-	5/6/-	-/-	-RV/-	RV/-/-	-/-	-/-	24/21/-	-/-
Week 7	1/1/-	-/-	11/11/-	9/9/-	10/10/-	-/-	2/3/-	-/-	-/-	22/-/-	RV/RV/-	-/-	RV/RV/-	-/-
Week 8	1/1/-	-/-	9/10/-	7/8/-	10/9/-	-/-	2/3/-	-/-	-/-	RV/-/-	-/-	-/-	RV/RV/-	-/-
Week 9	2/1/-	-/-	11/12/-	6/6/-	8/7/-	-/-	1/2/-	-/-	-/-	-/-	-/-	-/-	RV/RV/-	-/-
Week 10	2/1/-	-/-	12/12/-	10/11/-	6/6/-	-/-	1/2/-	-/-	-/-	-/-	-/-	-/-	RV/RV/-	-/-
Week 11	4/4/3	-/-	13/13/11	11/12/10	5/5/6	-/-	1/1/2	-/-	-/-	-/-	-/-	-/-	RV/RV/-	-/-
Week 12	5/5/5	-/-	16/16/12	10/10/11	4/4/4	-/-	1/1/1	-/-	-/-	-/-	-/-	-/-	24/24/-	-/-
Week 13	5/5/5	-/-	16/16/15	8/8/11	4/4/4	-/-	1/1/1	-/-	-/-	-/-	-/-	-/-	RV/RV/-	-/-
SECCG	9/9/5	-/-	11/12/15	7/7/11	4/4/4	-/-	1/1/2	-/-	-/-	-/-	-/-	-RV/-	-/-	-/-
Bowls	9/9/13	-/-	9/13/12	6/7/9	5/5/5	-RV/-	1/1/1	-/-	-/-	-/-	-/-	-RV/-	RV/-/-	-/-
FINAL	8/8/13	-/-	14/14/12	6/7/9	4/4/5	RV/RV/-	1/1/1	-/-	-/-	-/-	-/-	RV/RV/-	RV/RV/-	-/-

SEC ATTENDANCE UPDATE

School	Stadium(s)	Capacity	Games	100%+	Total Att.	Average Att.	Pct. of Capacity
Alabama	Bryant-Denny Stadium	101,821	7	4	707,816	101,117	99.31
Arkansas	Donald W. Reynolds Razorback (Fayetteville) War Memorial (Little Rock)	72,000 54,120	6 1	- -	322,556 33,961	53,759 33,961	74.67 62.75
Auburn	Pat Dye Field at Jordan-Hare Stadium	87,451	7	4	600,361	85,766	98.07
Florida	Steve Spurrier-Florida Field at Ben Hill Griffin Stadium	88,548	6	2	508,103	84,683	95.64
Georgia	Sanford Stadium	92,746	7	7	649,722	92,817	100.07
Kentucky	Kroger Field	61,000	8	1	425,023	53,128	87.09
LSU	Tiger Stadium	102,321	7	1	705,892	100,842	98.55
Ole Miss	Vaught-Hemingway/Hollingsworth Field	64,038	7	-	337,631	48,233	75.32
Mississippi State	Davis Wade Stadium at Scott Field	61,337	7	-	393,277	56,182	91.60
Missouri	Memorial Stadium / Faurot Field	62,621	7	1	379,119	54,160	86.49
South Carolina	Williams-Brice Stadium	80,250	7	3	545,737	77,962	97.15
Tennessee	Neyland Stadium/Shields-Watkins Field	102,455	8	-	703,002	87,875	85.77
Texas A&M	Kyle Field	102,733	7	1	711,258	101,608	98.91
Vanderbilt	Vanderbilt Stadium	40,350	7	1	185,016	26,431	65.50

TOTALS		99	26 (26%)	7,208,534	72,802
Neutral Site Games	[Florida vs. Georgia, Jacksonville]	1	1		84,789
	[Arkansas vs. Texas A&M, Arlington]	1	-		51,441
	[SEC Championship Game, Atlanta]	1	1		74,150
		102	28 (27%)		

SEC OVERTIME RECORDS

Team	Total	Pct.	vs. Non-SEC	Last Overtime Game
Alabama	6-8	.429	0-1	Alabama 26, Georgia 23 (1) (2018)
Arkansas	12-7	.632	2-1	Texas A&M 50, Arkansas 43 (1) (2017)
Auburn	8-7	.533	5-2	Arkansas 54, Auburn 46 (4) (2015)
Florida	5-3	.625	1-0	Florida 20, Florida Atlantic 14 (1) (2015)
Georgia	8-7	.533	5-3	South Carolina 20, Georgia 17 (2) (2019)
Kentucky	3-6	.333	1-2	Texas A&M 20, Kentucky 14 (1) (2018)
LSU	8-7	.533	1-0	Texas A&M 74, LSU 72 (7) (2018)
Ole Miss	6-9	.400	2-1	Vanderbilt 36, Ole Miss 29 (1) (2018)
Miss. State	5-5	.500	3-1	BYU 28, Mississippi State 21 (2) (2016)
Missouri	1-1	.500	0-0	S. Carolina 27, Missouri 24 (2) (2013)
South Carolina	3-4	.429	0-1	South Carolina 20, Georgia 17 (2) (2019)
Tennessee	14-7	.667	3-3	BYU 29, Tennessee 26 (2) (2019)
Texas A&M	7-0	1.000	1-0	Texas A&M 74, LSU 72 (7) (2018)
Vanderbilt	4-6	.400	2-2	Vanderbilt 36, Ole Miss 29 (1) (2018)
TOTALS			24-17 (.585)	

BREAKDOWN OF LENGTH OF OVERTIMES

Number/OTs	Games	Last Game
7	3	Texas A&M 74, LSU 72 (7) (2018)
6	1	Tennessee 41, Arkansas 38 (2002)
5	1	Tennessee 51, Alabama 43 (2003)
4	4	Arkansas 54, Auburn 46 (4) (2015)
3	5	Florida 36, Kentucky 30 (2014)
2	18	South Carolina 20, Georgia 17 (2) (2019)
1	73	Vanderbilt 36, Ole Miss 29 (1) (2018)

NOTES:

First Overtime Game: Nov. 16, 1996 at Auburn (Georgia 56, Auburn 49 - 4 OT)
 First Non-Conference Overtime Game: Aug. 30, 1997 at Oxford (Ole Miss 24, Central Florida 23)
 Longest Current Consecutive Win Streaks in Overtime Games: 7 (Texas A&M)
 Most Overtime Games in a Year: 12 (2014)

SEC FOOTBALL PLAYERS OF THE WEEK

2018 SEASON

Week 1 (Games of Aug. 30 - Sept. 2): Offense - Scottie Phillips, RB, Ole Miss; Defense - Darrell Williams, LB, Auburn; Jacob Phillips, LB, LSU; Special Teams - Luke Logan, PK, Ole Miss; Cole Tracy, PK, LSU; Offensive Lineman - Greg Little, OL, Ole Miss; Defensive Lineman - Nick Coe, DL, Auburn; Quinnen Williams, DL, Alabama; Freshman - Jaylen Waddle, WR/PR, Alabama.

Week 2 (Games of Sept. 8): Offense - Kylin Hill, RB, Mississippi State; Defense - Josh Allen, LB, Kentucky; Special Teams - Rodrigo Blankenship, PK, Georgia; Offensive Lineman - Jervontius "Bunchy" Stallings, OG, Kentucky; Defensive Lineman - Montez Sweat, DE, Mississippi State; Freshman - Bryce Thompson, DB, Tennessee.

Week 3 (Games of Sept. 15): Offense - Joe Burrow, QB, LSU; Defense - Christian Miller, LB, Alabama; Special Teams - Cole Tracy, PK, LSU; Offensive Lineman - Elgton Jenkins, C, Mississippi State; Defensive Lineman - Jabari Zuniga, DL, Florida; Freshman - Jalen Knox, WR, Missouri.

Week 4 (Games of Sept. 22): Offense - Tua Tagovailoa, QB, Alabama; Defense - Josh Allen, LB, Kentucky; Special Teams - Noah Igbinoghene, KR, Auburn; Offensive Lineman - Jervontius "Bunchy" Stallings, OG, Kentucky; Defensive Lineman - Isaiah Buggs, DE, Alabama; Javon Kinlaw, DT, South Carolina; Freshman - Dameon Pierce, RB, Florida.

Week 5 (Games of Sept. 29): Offense - Joe Burrow, QB, LSU; Defense - Josh Allen, LB, Kentucky; Special Teams - Braden Mann, P, Texas A&M; Offensive Lineman - George Asafo-Adjei, OT, Kentucky; Defensive Lineman - Jachai Polite, DL, Florida; Freshman - Evan McPherson, PK, Florida.

Week 6 (Games of Oct. 6): Offense - Nick Fitzgerald, QB, Mississippi State; Defense - Vosean Joseph, LB, Florida; Special Teams - Parker White, PK, South Carolina; Braden Mann, P/KOS, Texas A&M; Offensive Lineman - Ross Pierschbacher, C, Alabama; Defensive Lineman - Montez Sweat, DL, Mississippi State; Freshman - Jaycee Horn, DB, South Carolina.

Week 7 (Games of Oct. 13): Offense - Jordan Ta'amu, QB, Ole Miss; Jarrett Guarantano, QB, Tennessee; Defense - Devin White, LB, LSU; Special Teams - Cole Tracy, PK, LSU; Offensive Lineman - Jedrick Wills Jr., RT, Alabama; Defensive Lineman - Kyle Phillips, DE, Tennessee; Freshman - Evan McPherson, K, Florida.

Week 8 (Games of Oct. 20): Offense - Tua Tagovailoa, QB, Alabama; Defense - Grant Delpit, S, LSU; Special Teams - Cole Tracy, PK, LSU; Offensive Lineman - George Asafo-Adjei, OT, Kentucky; Defensive Lineman - Nick Coe, DL, Auburn; Freshman - Jalen Knox, WR, Missouri.

Week 9 (Games of Oct. 27): Offense - Nick Fitzgerald, QB, Mississippi State; Jacob Fromm, QB, Georgia; Defense - Josh Allen, LB, Kentucky; Special Teams - Lynn Bowden, PR, Kentucky; Offensive Lineman - Justin Skule, OT, Vanderbilt; Defensive Lineman - D.J. Wonnum, DL, South Carolina; Freshman - Dylan Wonnum, OL, South Carolina.

Week 10 (Games of Nov. 3): Offense - Drew Lock, QB, Missouri; D'Andre Swift, RB, Georgia; Defense - Quinnen Williams, DL, Alabama; Special Teams - Deebo Samuel, KR, South Carolina; Offensive Lineman - Jonah Williams, LT, Alabama; Andrew Thomas, OL, Georgia; Defensive Lineman - Nick Coe, DL, Auburn; Freshman - Seth Williams, WR, Auburn.

Week 11 (Games of Nov. 10): Offense - Trayveon Williams, RB, Texas A&M; D'Andre Swift, RB, Georgia; Defense - Darrell Taylor, LB, Tennessee; Special Teams - Braden Mann, P/KOS, Texas A&M; Offensive Lineman - Jonah Williams, LT, Alabama; Martez Ivey, OL, Florida; Defensive Lineman - Quinnen Williams, DL, Alabama; Freshman - Daniel Parker, TE, Missouri.

Week 12 (Games of Nov. 17): Offense - Drew Lock, QB, Missouri; Defense - Johnathan Abram, S, Mississippi State; Josh Paschal, LB, Kentucky; Special Teams - Luke Logan, PK, Ole Miss; Offensive Lineman - Deion Calhoun, OG, Mississippi State; Defensive Lineman - Dayo Obeyingbo, DL, Vanderbilt; Freshman - Justin Fields, QB, Georgia.

Week 13 (Games of Nov. 22-24): Offense - Kyle Shurmur, QB, Vanderbilt; Tua Tagovailoa, QB, Alabama; Defense - Jordan Elliott, DT, Missouri; Devin White, LB, LSU; Special Teams - Braden Mann, P/KOS, Texas A&M; Offensive Lineman - Erik McCoy, C, Texas A&M; Elgton Jenkins, C, Mississippi State; Defensive Lineman - Jeffery Simmons, DL, Mississippi State; Freshman - C.J. Bolar, WR, Vanderbilt.

2019 SEASON

Week 1 (Games of Aug. 24-Aug. 31): Offense - Joe Burrow, QB, LSU; Tua Tagovailoa, QB, Alabama; Defense - Jeremiah Dinson, DB, Auburn; Special Teams - Rodrigo Blankenship, PK, Georgia; Offensive Lineman - Andrew Thomas, OT, Georgia; Defensive Lineman - Jonathan Greenard, DL, Florida; DJ Dale, NT, Alabama; Freshman - Bo Nix, QB, Auburn.

Week 2 (Games of Sept. 7): Offense - Joe Burrow, QB, LSU; Defense - Nick Bolton, LB, Missouri; Special Teams - Cade York, PK, LSU; Offensive Lineman - Landon Young, OT, Kentucky; Darryl Williams, C, Mississippi State; Defensive Lineman - Marlon Davidson, DL, Auburn; Freshman - Matt Corral, QB, Ole Miss.

Week 3 (Games of Sept. 14): Offense - Tua Tagovailoa, QB, Alabama; Defense - David Reese II, LB, Florida; Special Teams - Connor Limpert, PK, Arkansas; Offensive Lineman - Landon Dickerson, OL, Alabama; Defensive Lineman - Marlon Davidson, DL, Auburn; Freshman - Ryan Hilinski, QB, South Carolina.

Week 4 (Games of Sept. 21): Offense - Joe Burrow, QB, LSU; Defense - Cale Garrett, DB, Missouri; Special Teams - Rodrigo Blankenship, PK, Georgia; Offensive Lineman - Brett Heggie, OL, Florida; Defensive Lineman - Derrick Brown, DL, Auburn; Freshman - Garrett Shrader, QB, Mississippi State.

Week 5 (Games of Sept. 28): Offense - Devonta Smith, WR, Alabama; Defense - D.J. Wonnum, DE, South Carolina; Special Teams - Joseph Charlton, P, South Carolina; Offensive Lineman - Mike Horton, OL, Auburn; Defensive Lineman - Jeremiah Moon, DL, Florida; Freshman - Bo Nix, QB, Auburn.

Week 6 (Games of Oct. 5): Offense - Freddie Swain, WR, Florida; Defense - Cale Garrett, LB, Missouri; Shawn Davis, DB, Florida; Special Teams - Rodrigo Blankenship, PK, Georgia; Offensive Lineman - Ben Brown, OL, Ole Miss; Defensive Lineman - Derrick Brown, DL, Auburn; Freshman - John Rhys Plumlee, QB, Ole Miss.

Week 7 (Games of Oct. 12): Offense - Joe Burrow, QB, LSU; Lynn Bowden, AP, Kentucky; Defense - Israel Mukaumu, DB, South Carolina; Special Teams - Jaylen Waddle, PR/WR, Alabama; Offensive Lineman - Yasir Durant, LT, Missouri; Trey Smith, LG, Tennessee; Defensive Lineman - Javon Kinlaw, DL, South Carolina; Freshman - Derek Stingley Jr., DB, LSU.

Week 8 (Games of Oct. 19): D'Andre Swift, RB, Georgia; Defense - Buddy Johnson, LB, Texas A&M; Jacoby Stevens, S, LSU; Special Teams - Harrison Smith, P, Vanderbilt; Offensive Lineman - Alex Leatherwood, OL, Alabama; Defensive Lineman - Marlon Davidson, DL, Auburn; Freshman - Jacob Copeland, WR, Florida.

Week 9 (Games of Oct. 26): Jauan Jennings, WR, Tennessee; Lynn Bowden, AP, Kentucky; Defense - Jacoby Stevens, S, LSU; Daniel Bituli, LB, Tennessee; Special Teams - Matt Duffy, P, Kentucky; Offensive Lineman - Brandon Kennedy, OL, Tennessee; Defensive Lineman - Calvin Taylor, DT, Kentucky; Freshman - D.J. Williams, RB, Auburn.

Week 10 (Games of Nov. 2): Kylin Hill, RB, Mississippi State; Defense - Bryce Thompson, DB, Tennessee; Special Teams - Rodrigo Blankenship, PK, Georgia; Offensive Lineman - Andrew Thomas, OL, Georgia; Defensive Lineman - Derrick Brown, DL, Auburn; Freshman - Isaiah Spiller, RB, Texas A&M.

Week 11 (Games of Nov. 9): Joe Burrow, QB, LSU; Clyde Edwards-Helaire, RB, LSU; Defense - Daniel Bituli, LB, Tennessee; Special Teams - Rodrigo Blankenship, PK, Georgia; Offensive Lineman - Ben Cleveland, OL, Georgia; Defensive Lineman - Jonathan Greenard, DL, Florida; Freshman - John Rhys Plumlee, QB, Ole Miss; Mohamoud Diabate, LB, Florida.

Week 12 (Games of Nov. 16): Ja'Marr Chase, WR, LSU; Defense - Monty Rice, LB, Georgia; Special Teams - Jake Camarda, P, Georgia; Offensive Lineman - Colton Prater, C, Texas A&M; Drake Jackson, C, Kentucky; Defensive Lineman - Jonathan Greenard, DL, Florida; Freshman - John Rhys Plumlee, QB, Ole Miss.

Week 13 (Games of Nov. 23): Jarrett Guarantano, QB, Tennessee; Defense - Jacoby Stevens, LB, LSU; Special Teams - Rodrigo Blankenship, PK, Georgia; Offensive Lineman - Trey Smith, OL, Tennessee; Defensive Lineman - Marlon Davidson, DE, Auburn; Freshman - Maurice Hampton, S, LSU.

Week 14 (Games of Nov. 28-30): Lynn Bowden, QB/ATH, Kentucky; Defense - Zakoby McClain, LB, Auburn; Special Teams - Anders Carlson, PK, Auburn; Offensive Lineman - Darryl Williams, C, Mississippi State; Defensive Lineman - Jonathan Greenard, DL, Florida; Freshman - Eric Gray, RB, Tennessee.

SEC FOOTBALL NOTES

SEC FOOTBALL INSTANT REPLAY STATISTICS

	Games Using SEC Replay	Play Stoppages	Plays Overturned	Average Length of Review
2005	77	66	17 (25.76%)	1:53
2006	89	123	29 (32.58%)	1:41
2007	87	139	38 (43.68%)	1:36
2008	85	122	39 (45.91%)	1:24
2009	85	115	28 (32.91%)	1:26
2010	85	119	37 (43.69%)	1:36
2011	86	95	36 (41.86%)	1:37
2012	101	138	52 (51.46%)	1:28
2013	101	146	54 (52.74%)	1:22
2014	101	166	62 (61.35%)	1:28
2015	103	203	76 (73.8% ¹)	1:22
2016	98	219	93 (94.79%)	1:28
2017	102	211	93 (91.47%)	1:17
2018	101	235	119 (117.82%)	1:07
TOTALS	1203	1878	679 (56.41%)	

2019 INSTANT REPLAY STATISTICS

	Games Using SEC Replay	Play Stoppages	Plays Overturned	Average Length of Review
Week 1	9	18	10 (55.56%)	1:30
Week 2	10	21	11 (52.38%)	1:25
Week 3	11	24	11 (45.83%)	1:08
Week 4	7	18	8 (44.44%)	1:15
Week 5	5	8	4 (50.00%)	1:27
Week 6	5	14	8 (57.14%)	1:04
Week 7	7	15	4 (26.67%)	1:02
Week 8	7	10	5 (50.00%)	0:54
Week 9	5	17	6 (35.29%)	1:10
Week 10	6	13	4 (30.76%)	1:16
Week 11	7	18	8 (44.44%)	1:10
Week 12	6	20	9 (45.00%)	1:09
Week 13	8	13	5 (38.46%)	1:34
Week 14	6	9	5 (55.56%)	0:57
SECCG	1	3	1 (33.33%)	1:07
TOTALS	101	223	100 (44.84%)	1:11

THIS IS SEC FOOTBALL

- Twelve times in the last 13 seasons, a team from the SEC has advanced to the national championship game. The SEC has won nine of those 12 contests, with two of the losses coming in the game's final seconds. The winner of the SEC Championship Game has advanced to the National Championship Game all but once since 2006.
- The SEC sent four teams to New Year's Six bowl games for the first time in 2018, only the second time in the College Football Playoff era a league has accomplished that feat. The SEC sent three to the New Year's Six this season, including at least one team to the Playoff for the sixth time in six seasons. The SEC Champion has never failed to reach the College Football Playoff.
- Since Florida in January 2009, five different teams from the SEC have played for the national championship. Four of those five have multiple appearances and at least one victory since 2007.
- Not counting games versus each other, the SEC is 6-3 all-time in College Football Playoff games, playing in four of the five CFP Championship Games (winning two of the five).
- For the 11th consecutive year, the SEC ON CBS was the highest-rated regular-season college football package on any network. CBS Sports' coverage of the 2019 SEC ON CBS season averaged a household rating/share of 4.2/11, according to Nielsen national ratings, topping all other networks and up +24% vs. last year. The SEC ON CBS has the two most-watched and highest-rated games of the season on any network with LSU-Alabama (9.7/24 HH rating/share, 16.729 million viewers; Nov. 9) and the SEC Championship between LSU and Georgia (7.9/20 HH rating/share and 13.703 million viewers).
- Six of the Top-10 top rated bowl games last season involved a SEC team, including three of the Top 5.
- The SEC is 82-51 (.617) in bowl games since 2006, the only FBS league with a .600 or better winning percentage and 23 wins more than the next closest conference.
- The SEC has now won 32 games in the last five postseasons and has sent no less than eight teams to post-season bowls in each of the last 12 seasons.
- In the five seasons of the College Football Playoff era, only five programs nationally have been ranked No. 1 in the weekly CFP Top-25 Poll (which begins in late October each year) — four of those five programs are from the SEC.
- Eight different SEC teams, six from the SEC Western Division, have made BCS/New Year's Six bowl game appearances since 2006: Alabama, Arkansas, Auburn, Florida, Georgia, LSU, Ole Miss and Mississippi State.
- With Georgia and Alabama both earning victories in the CFP Semifinals in 2017, the national championship game featured two SEC teams for the second time in the last eight seasons.

2019 SEC FOOTBALL VIDEO REPLAY

THE OBJECTIVE

To allow for specific types of officiating calls to be immediately reviewed during all games hosted by SEC teams.

THE COACHES' CHALLENGE

The head coach may challenge the ruling of any reviewable play. He retains a challenge if his initial challenge is successful and thus results in a reversal by the replay official. The head coach will then have a single challenge that he may use anytime during the game if his team has not used all its timeouts. Thus a team may have a total of two challenges in the game, but only if the first results in a reversal of the on-field ruling. A head coach may not challenge an on-field ruling if all of the team's timeouts have been used for that half or extra period.

THE SOURCE

All reviewable video comes direct from either the television network broadcasting the game or other TV production facilities that meet established conference standards and the coach's high end zone and high 50 yard line cameras. The coach's video is also made available to the TV producer. The Southeastern Conference has used instant replay since 2005.

THE PLAYS

Scoring Plays

Reviewable plays involving a potential score include:

- A potential touchdown or safety. [Exception: Safety by penalty for fouls that are not specifically reviewable with the exception of the location of the passer when an intentional grounding foul results in a safety.]
- Field goal attempts if and only if the ball is ruled (a) below or above the crossbar or (b) inside or outside the uprights when it is lower than the top of the uprights. If the ball is higher than the top of the uprights as it crosses the end line, the play may not be reviewed.

Passes

Reviewable plays involving passes include:

- Pass ruled complete, incomplete or intercepted anywhere in the field of play or an end zone.
- Forward pass touched by a player (eligible or ineligible) or an official, including whether the touching is behind or beyond the line of scrimmage.
- Forward pass or forward handing when a ball carrier is or has been beyond the neutral zone.
- A forward pass or forward handing after a change of team possession.
- Pass ruled forward or backward when thrown from behind the neutral zone.
 - If the pass is ruled forward and is incomplete, the play is reviewable only if the ball goes out of bounds or if there is clear recovery of a loose ball in the immediate continuing football action after the loose ball or if the ball is out of bounds. If the replay official does not have indisputable video evidence as to which team recovers, the ruling of incomplete pass stands.
 - If the replay official reverses an incomplete forward pass ruling and the ball is recovered, it belongs to the recovering team at the spot of the recovery and any advance is nullified.

Dead Ball and Loose Ball

Reviewable plays involving potential dead balls and loose balls include:

- Loose ball by a potential passer ruled a fumble.
- Loose ball by a passer ruled incomplete forward pass when there is clear recovery in the immediate continuing action after the loose ball.
 - If the replay official does not have indisputable video evidence as to which team recovers, the ruling of incomplete pass stands.
 - If the replay official rules fumble, the ball belongs to the recovering team at the spot of the recovery and any advance is nullified.
- Live ball not ruled dead in possession of a ball carrier.

2019 SEC Football

d. Loose ball ruled dead (Rule 4-1-2-b-2), or live ball ruled dead in possession of a ball carrier when the clear recovery of a loose ball occurs in the immediate continuing football action.

1. If the ball is ruled dead and the replay official does not have indisputable video evidence as to which team recovers, the dead-ball ruling stands.

2. If the replay official rules that the ball was not dead, it belongs to the recovering team at the spot of the recovery and any advance is nullified.

e. Ball carrier's forward progress, spot of fumble, or spot of out of bounds backward pass, with respect to a first down or the goal line.

f. Catch or recovery of a fumble by a Team A player other than the fumbler before any change of possession during fourth down or a try.

g. Ball carrier in or out of bounds. If a ball carrier is ruled out of bounds, the play is not reviewable, except as in Rules 12-3-1-a and 12-3-3-d.

h. Catch, recovery or touching of a loose ball by a player in bounds or out of bounds.

i. A loose ball touching on or beyond a sideline, goal line, or end line, touching a pylon, or breaking the plane of a goal line.

j. Catch or recovery of a loose ball in the field of play or an end zone.

k. Forward fumble that goes out of bounds with respect to a first down.

l. Live ball declared dead under Rule 4-1-2-b-2 and b-3 (inadvertent whistle).

Kicks

Reviewable plays involving kicks include:

a. Touching of a kick.

b. Player beyond the neutral zone when kicking the ball.

c. Kicking team player advancing a ball after a potential muffed kick/fumble by the receiving team.

d. Scrimmage kick crossing the neutral zone.

e. Blocking by Team A players before they are eligible to touch the ball on an on-side kick.

Targeting

a. All targeting fouls shall be reviewed. The review includes all aspects of the targeting foul. For a Targeting foul to be confirmed, all elements of the Targeting foul must be confirmed. There is no option for stands as a part of the Targeting review. If any element of the Targeting foul cannot be confirmed, then the Replay Official shall overturn the targeting foul.

b. The Replay Official may create a targeting foul, but only when the targeting action is clear and obvious and the foul is not called by the officials on the field. Such a review may not be initiated by a coach's challenge.

Miscellaneous

Situations that may be addressed by the replay official:

a. The number of players on the field for either team during a live ball.

b. Clock adjustment and status when a ruling is reviewed.

c. With less than one minute in either half and a replay review results in the on-field ruling being reversed, and the correct ruling would not have stopped the game clock, then the clock will be reset to the time the ball is declared dead by replay. The referee will subtract 10 seconds from the game clock and the game clock will start on the referee's signal. Either team may use a team timeout to avoid the runoff.

d. Clock adjustment at the end of any quarter. If at the end of any quarter the game clock expires, either during a down in which it should be stopped by rule through play when the ball becomes dead or following the down upon a request for an available team timeout, the replay official may restore time only under these conditions:

1. The replay official has indisputable video evidence that time should have remained on the game clock when the ball became dead or when the team timeout was granted;

2. In the second and fourth quarters only, the team in possession when the ball became dead would next put the ball in play from scrimmage (not the try);

3. In the fourth quarter only, either the score is tied or the team that will next snap the ball is behind by eight points or fewer; and

4. The replay official's video evidence includes the timeout signal by an official in the case where the game clock should have stopped for a requested team timeout.

e. Correcting the number of a down.

1. This includes the result of a penalty enforcement that includes an automatic first down or loss of down.

2. The correction may be made at any time within that series of downs or before the ball is legally put in play after that series.

f. Any person who is not a player interfering with live-ball action occurring in the field of play (Rule 9-2-3).

g. An injured player at the initiation of the medical observer.

Limitations on Reviewable Plays

No other plays or officiating decisions are reviewable. However, the replay official may correct egregious errors, including those involving the game clock, whether or not a play is reviewable. This excludes fouls that are not specifically reviewable (Reviewable fouls: Rules 12-3-2-c and d, 12-3-4-b and -e and 12-3-5-a).

Reviewable Fouls

The following plays are reviewable and the replay official may create a foul when there is no call by the on-field officials:

a. Player making a forward pass or forward handoff when beyond the neutral zone or after a change of possession.

b. Player beyond the neutral zone when kicking the ball.

c. Blocking by Team B players before they are eligible to touch the ball on an onside kick.

d. The number of players on the field for either team during a live ball.

e. Illegal touching of a forward pass by an originally eligible receiver who has gone out of bounds.

f. Player who is out of bounds touching a free kick that had not been touched inbounds.

g. Forward pass that becomes illegal as a second pass after an on-field ruling of a backward pass is reversed.

h. A clear, obvious and egregious targeting foul.

THE PROCESS

Each SEC football stadium has a secured replay booth equipped with the HD Instant Replay system provided by DVSPORT. Three individuals work in the booth for the duration of the game: 1. Replay Official, 2. Communicator, 3. Technician. The Replay Official and the Communicator are selected and assigned by the Conference Office.

A live HD video feed is sent directly to the replay booth from the TV truck. The Technician watches the feed on an input monitor while recording it into the DVSPORT Replay System. The Technician also marks the beginning of each play while the Communicator marks all incoming replays.

Each play and subsequent replay then appears on a touch screen in front of the Replay Technician. As the Technician and the Communicator mark the incoming video, each view will appear as a small picture on the computer touch screen. At any time, the Replay Technician can touch the thumbnail and immediately send that play or replay to the Replay Official.

With the Communicator's assistance, the Replay Official can quickly jump between replays while playing back the video. All replay video navigation is done via a jog shuttle remote controlled by the Replay Official. All video is viewed on an HD monitor that sits in front of the Replay Official. The touch screen is only used to select the replays and to log specific play data in the event a call is overturned.

While all plays are reviewed between the whistle and the beginning of the next play, the Replay Official can stop play on the field by using a pager system. Seven of the eight on-field officials wear pagers. If play is stopped the Referee announces on the stadium PA microphone that play has been stopped so the previous play can be reviewed. The Referee then proceeds to the sideline headset, which provides direct communication to the Replay Official in the booth. Once the play has been reviewed, the Replay Official notifies the Referee, who then announces the decision on the stadium PA system.

RECENT ADDITIONS

*For the 2016 season, the SEC will utilize the new experimental rule that allows personnel in a separate secure location identified by the conference to assist the Instant Replay Official at the stadium in making decisions. The SEC will locate 3 Instant Replay Officials in the SEC Video Center each week to collaborate with the onsite Replay Official during any replay stoppage. The 3 Replay Officials in the Video Center will have real time video and communications with the Replay Official in the stadium to aid in this collaboration. The goal of this process will be consistency in decision making and to help avoid incorrect outcomes.

* Monitors may be used to view a live telecast or webcast in the football coaching booth. The home team is responsible for assuring identical television capability in the coaches' booths of both teams. This capability may not include replay equipment or recorders.

* If at the end of any quarter the game clock expires, either during a down in which it should be stopped by rule through play when the ball becomes dead or following the down upon a request for an available team timeout, the replay official may restore time only under these conditions:

1. The replay official has indisputable video evidence that time should have remained on the game clock when the ball became dead or when the team timeout was granted;

2. The team in possession when the ball became dead would next put the ball in play from scrimmage;

3. In the fourth quarter only, either the score is tied or the team that will next snap the ball is behind by eight points or fewer; and

4. The replay official's video evidence includes the timeout signal by an official in the case where the game clock should have stopped for a requested team timeout.

THE EQUIPMENT

Each SEC member institution uses the new multi-view HD Replay System developed by DVSPORT. The replay systems are maintained by the home institution with technical support from DVSPORT.

SEC vs. NON-CONFERENCE TEAMS

2019 SEC NON-CONFERENCE RECORD [49-16]

(Includes Bowl Games)

Conference	2019 App.	W-L	Pct.	Since 1995*
American	2	1-1	.000	37-35 (.514) #
Atlantic Coast	12	8-4	.667	123-86 (.589)
Big Ten	4	2-2	.500	60-40 (.600)
Big 12	6	5-1	.833	57-40-1 (.587)
Conference USA	5	4-1	.800	160-29 (.847)
Mid-American	4	4-0	1.000	73-6 (.924)
Mountain West	5	2-3	.400	27-11 (.711)
Pac-12	2	1-1	.500	24-17 (.585)
Sun Belt	7	5-2	.714	171-12 (.934)
Western Athletic	0	0-0	-	50-7 (.877)
FBS Independent	4	3-1	.750	65-21 (.756)
Non-FBS	15	15-0	1.000	200-4 (.980)

*-using alignment during year played.

- formerly BIG EAST.

SEC NON-CONFERENCE RECORD (Since 1992)

Regular Season

Year	App.	W-L	Pct.	Bowls
1992	36	27-9	.750	5-1
1993	36	28-7-1	.792	2-2
1994	36	27-8-1	.764	3-2
1995	36	29-7	.806	2-4
1996	36	27-9	.750	5-0
1997	36	32-4	.889	5-1
1998	36	27-9	.750	4-4
1999	36	28-8	.778	4-4
2000	36	27-9	.750	4-5
2001	36	29-7	.806	5-3
2002	49	37-12	.755	3-4
2003	46	31-15	.674	5-2
2004	36	25-11	.694	3-3
2005	36	27-9	.750	3-3
2006	48	41-7	.854	6-3
2007	48	40-8	.825	7-2
2008	48	37-11	.771	6-2
2009	48	42-6	.875	6-4
2010	48	41-7	.854	5-5
2011	48	42-6	.875	5-2
2012	56	48-8	.857	6-3
2013	56	47-9	.839	7-3
2014	55	48-7	.863	7-5
2015	55	45-10	.815	9-2
2016	54	42-12	.778	6-7
2017	55	45-10	.818	5-6
2018	56	50-6	.893	6-6
2019	56	42-14	.750	
TOTALS	1258	1,011-245-2	.804	141-95 (.597)
TOTAL w/ BOWLS	1512	1,163-347-2	.770	

Non-Conference Records (Does not include bowl games)

School	SINCE 1933					SINCE 2000					Current Streak
	Games	Won	Lost	Tied	Pct.	Games	Won	Lost	Tied	Pct.	
Alabama	343	276	61	6	.813	76	65	11	0	.855	W44
Arkansas	100	78	22	0	.780	76	63	13	0	.829	L2
Auburn	346	263	75	8	.772	76	64	12	0	.842	W10
Florida	369	253	107	9	.698	74	58	16	0	.784	W8
Georgia	397	294	89	14	.758	76	68	8	0	.895	W12
Kentucky	355	245	102	9	.703	76	58	18	0	.763	W8
LSU	376	285	80	11	.773	74	70	4	0	.946	W8
Ole Miss	364	266	90	8	.742	76	57	19	0	.750	W1
Mississippi State	338	246	84	8	.740	76	56	20	0	.737	W1
Missouri	32	26	6	0	.813	32	26	6	0	.813	W3
South Carolina	100	72	28	0	.720	76	59	17	0	.776	L2
Tennessee	379	299	71	9	.801	76	62	14	0	.816	W2
Texas A&M	32	29	3	0	.906	32	29	3	0	.906	W2
Vanderbilt	339	207	123	9	.624	76	49	27	0	.645	W1
TOTALS	3870	2839	941	91	.745	972	784	188	0	.807	---

STATE OF THE SEC

Record Last Five Years (2015-Current)

	W-L	Pct.	Bowls	SECCG App.	SEC Champ	National Champ	AP Top 25
Alabama	66-6	.917	5	3	3	2	5
Georgia	54-15	.783	5	3	1	0	3
LSU	51-14	.785	5	1	1	1	5
Florida	44-20	.688	5	2	0	0	4
Auburn	42-24	.636	5	1	0	0	3
Texas A&M	40-25	.615	5	0	0	0	1
Mississippi State	38-27	.585	5	0	0	0	1
Kentucky	37-27	.578	5	0	0	0	1
Tennessee	35-28	.556	3	0	0	0	2
Ole Miss	29-31	.483	1	0	0	0	1
Missouri	29-33	.468	2	0	0	0	0
South Carolina	29-34	.460	3	0	0	0	0
Vanderbilt	24-38	.387	2	0	0	0	0
Arkansas	23-38	.377	2	0	0	0	0

Record Last 10 Years (2010-Current)

	W-L	Pct.	Bowls	SECCG App.	SEC Champ	National Champ	AP Top 25
Alabama	123-15	.891	10	5	5	4	10
LSU	103-28	.786	10	2	2	1	9
Georgia	100-36	.735	10	5	1	0	6
Auburn	87-45	.659	9	3	2	1	6
Texas A&M	84-46	.646	10	0	0	0	3
Florida	81-46	.638	8	2	0	0	5
South Carolina	77-52	.597	8	1	0	0	4
Missouri	84-57	.596	7	2	0	0	2
Mississippi State	76-53	.589	10	0	0	0	3
Tennessee	63-62	.504	5	0	0	0	2
Ole Miss	59-64	.480	4	0	0	0	2
Arkansas	58-66	.468	5	0	0	0	2
Kentucky	57-68	.456	5	0	0	0	1
Vanderbilt	53-72	.424	5	0	0	0	2

SHUTOUTS IN THE SEC SINCE 1992

Which defenses in the SEC have posted the most shutouts since 1992:

Team	Total	Last
Alabama	34	11/3/18 vs. LSU (29-0)
Arkansas	9	10/20/17 vs. Tulsa (23-0)
Auburn	17	11/23/19 vs. Samford (52-0)
Georgia	17	11/9/19 vs. Missouri (27-0)
Florida	15	11/9/19 vs. Vanderbilt (56-0)
Kentucky	5	9/5/09 vs. Miami, Ohio (42-0)
LSU	20	9/8/18 vs. Southeastern Louisiana (31-0)
Ole Miss	13	11/8/14 vs. Presbyterian (48-0)
Mississippi State	10	9/2/17 vs. Charleston Southern (49-0)
Missouri	11	9/14/19 vs. SE Missouri State (50-0)
South Carolina	7	8/28/08 vs. N.C. State (34-0)
Tennessee	20	9/14/19 vs. Chattanooga (45-0)
Texas A&M	11	9/10/16 vs. Prairie View A&M (67-0)
Vanderbilt	5	11/23/19 vs. ETSU (38-0)

CURRENT CONSECUTIVE GAMES WITHOUT BEING SHUTOUT

Southeastern Conference	Gms	Last Time Shutout
1. *Florida	396	Oct. 29, 1988 (lost to Auburn, 16-0)
2. Georgia	315	Sept. 30, 1995 (lost to Alabama, 31-0)
3. Alabama	253	Nov. 18, 2000 (lost to Auburn, 9-0)
4. Auburn	91	Nov. 24, 2012 (lost to Alabama, 49-0)
5. Texas A&M	68	Oct. 18, 2014 (lost to Alabama, 59-0)
6. Ole Miss	62	Nov. 22, 2014 (lost to Arkansas, 30-0)
7. Tennessee	31	Sept. 30, 2017 (lost to Georgia, 41-0)
8. LSU	18	Nov. 3, 2018 (lost to Alabama, 29-0)
9. Mississippi State	15	Nov. 10, 2018 (lost to Alabama, 24-0)
T10. South Carolina	12	Dec. 29, 2018 (lost to Virginia 28-0)
T10. Arkansas	12	Nov. 23, 2018 (lost to Missouri, 38-0)
12. Kentucky	6	Oct. 19, 2019 (lost to Georgia, 21-0)
T13. Missouri	3	Nov. 9, 2019 (lost to Georgia, 27-0)
T13. Vanderbilt	3	Nov. 9, 2019 (lost to Florida, 56-0)

* - Longest streak in NCAA FBS history.

SEC STATISTICAL TRENDS

Below are some statistical trends in the SEC since conference expansion in 1992 through the 2019 season (Averages per Game Only):

Category	1992	1993	1994	1995	1996	1997	1998	1999	2000	2001	2002	2003	2004	2005	2006	2007	2008	2009	2010	2011	2012	2013	2014	2015	2016	2017	2018	2019
Scoring Offense	21.7	24.7	26.3	27.1	24.6	25.7	25.9	24.9	26.4	27.7	25.6	27.3	25.0	24.1	25.4	30.3	25.6	28.4	31.0	27.3	30.4	31.7	31.5	28.4	29.8	29.8	32.2	30.0
Total Offense	335.1	367.2	366.9	376.7	344.7	372.6	376.4	349.5	364.8	399.2	360.4	376.9	368.9	348.3	351.6	385.9	342.9	378.6	400.2	355.0	402.4	432.5	417.7	399.6	422.2	400.2	425.1	410.6
Rushing Offense	167.4	169.8	165.1	153.7	144.7	137.9	144.0	127.7	140.9	154.1	163.9	157.8	166.6	141.4	140.5	168.4	147.1	175.8	175.2	161.1	168.4	197.0	189.0	177.1	198.3	181.6	186.3	177.3
Passing Offense	167.7	197.4	201.8	223.0	200.0	234.7	232.4	221.8	223.9	245.1	196.5	219.1	202.3	206.9	211.1	217.5	195.8	202.8	225.0	193.9	234.0	235.5	228.7	222.4	224.0	218.6	238.8	233.3
Percent Run	49.9%	46.2%	44.9%	40.8%	41.9%	37.0%	38.3%	36.5%	38.6%	38.6%	45.5%	41.9%	45.2%	40.6%	39.9%	43.6%	42.9%	46.4%	43.8%	45.4%	41.8%	45.5%	45.2%	44.3%	47.0%	45.4%	43.8%	43.2%
Percent Pass	50.1%	53.8%	55.1%	59.2%	58.1%	63.0%	61.7%	63.5%	61.4%	61.4%	54.5%	58.1%	54.8%	59.4%	60.1%	56.8%	57.1%	53.6%	56.2%	54.6%	58.2%	54.5%	54.8%	55.7%	53.0%	54.6%	56.2%	56.8%
Scoring Defense	18.8	19.6	21.7	22.5	20.9	21.2	22.3	21.0	22.2	23.7	21.2	22.5	21.2	20.7	19.4	23.8	20.5	20.8	23.7	20.7	23.0	24.8	23.4	21.9	24.8	25.1	23.5	22.7
Total Defense	315.1	329.9	340.9	349.0	320.3	339.1	349.5	322.4	337.1	372.5	329.2	346.6	336.9	327.6	315.0	352.9	309.4	328.7	350.3	320.7	361.3	379.8	370.3	358.1	393.1	366.3	365.3	354.8
Rushing Defense	145.8	146.1	151.4	141.6	131.7	121.6	132.9	107.3	128.8	140.7	143.1	137.7	149.5	131.7	128.4	147.4	122.3	140.7	141.2	143.8	140.2	161.0	157.7	151.0	174.8	162.9	148.1	141.3
Passing Defense	169.3	183.8	189.5	207.4	188.6	217.5	216.6	215.1	208.3	231.8	186.1	208.9	187.4	195.9	186.6	205.5	187.1	188.0	209.1	176.9	221.2	218.7	212.6	207.1	218.4	203.5	217.2	213.5
Percent Run	46.3%	44.3%	44.4%	40.6%	41.1%	35.9%	38.0%	33.3%	38.2%	37.8%	43.5%	39.7%	44.4%	40.2%	40.8%	41.8%	39.5%	42.8%	40.3%	44.8%	38.7%	42.4%	42.6%	42.3%	44.5%	44.5%	40.5%	39.8%
Percent Pass	53.7%	55.7%	55.6%	59.4%	58.9%	64.1%	62.0%	66.7%	61.8%	62.2%	56.5%	60.3%	55.6%	58.8%	59.2%	58.2%	60.5%	57.2%	59.7%	55.2%	61.3%	57.6%	57.4%	57.8%	55.5%	55.6%	59.5%	60.2%

Career Statistical Leaders

Points Scored

1. 480 - Daniel Carlson, Auburn (198 PATs, 92 FGs, 1 TD, 53 games) ..2014-17
2. **440 - Rodrigo Blankenship, Georgia (220 PAT, 80 FGs, 55 games) 2016-19**
3. 412 - Blair Walsh, Georgia (184 PATs, 76 FGs, 53 games).....2008-11
4. 409 - Billy Bennett, Georgia (148 PAT, 87 FGs, 50 games)2000-03
5. 407 - Marshall Morgan, Georgia (215 PATs, 64 FGs, 51 games) 2012-15
6. 385 - Leigh Tiffin, Alabama (136 PATs, 83 FGs, 46 games)2006-09
7. 371 - Jeff Hall, Tennessee (188 PAT, 61 FGs, 46 games).....1995-98
8. 369 - Colt David, LSU (201 PATs, 54 FGs, 1 TD, 52 games)2005-09
9. 368 - Jeff Chandler, Florida (67 FGs, 167 PATs, 46 games)1997-2001
10. 363 - Wes Byrum, Auburn (183 PATs, 60 FGs, 51 games).....2007-10

Points Scored by Kicking

1. 474 - Daniel Carlson, Auburn (198 PATs, 92 FGs, 53 games)2014-17
2. **440 - Rodrigo Blankenship, Georgia (220 PAT, 80 FGs, 55 games) 2016-19**
3. 412 - Blair Walsh, Georgia (184 PATs, 76 FGs, 53 games).....2008-11
4. 409 - Billy Bennett, Georgia (148 PAT, 87 FGs, 50 games)2000-03
5. 407 - Marshall Morgan, Georgia (215 PATs, 64 FGs, 51 games) 2012-15
6. 385 - Leigh Tiffin, Alabama (136 PATs, 83 FGs, 46 games)2006-09
7. 371 - Jeff Hall, Tennessee (188 PAT, 61 FGs, 46 games).....1995-98
8. 368 - Jeff Chandler, Florida (67 FGs, 167 PATs, 46 games)1997-2001
9. 363 - Colt David, LSU (201 PATs, 54 FGs, 52 games)2005-09
10. 363 - Wes Byrum, Auburn (183 PATs, 60 FGs, 51 games).....2007-10

Receptions

1. 262- Jordan Matthews, Vanderbilt (3,759 yards)2010-13
2. 236 - Earl Bennett, Vanderbilt (2,852 yards)2005-07
- T3. 234 - Christian Kirk, Texas A&M (2,856 yards)2015-17
- T3. 234 - Bryan Edwards, South Carolina (3,045 yards).....2016-19**
5. 228 - Amari Cooper, Alabama (3,463 yards)2012-15
6. 224 - Calvin Ridley, Alabama (2,781 yards)2015-17
7. 208 - Craig Yeast, Kentucky (2,899 yards).....1995-98
8. 207 - Kenny McKinley, South Carolina (2,781 yards).....2005-09
9. 204 - Terrence Edwards, Georgia (3,093 yards)....1999-2002
10. 202 - Laquon Treadwell, Ole Miss (2,393 yards)2013-15

Field Goals Made

1. 92 - Daniel Carlson, Auburn (114 atts.)2014-17
2. 87 - Billy Bennett, Georgia (110 atts.).....2000-03
3. 83 - Leigh Tiffin, Alabama (109 atts.)2006-09
4. **80 - Rodrigo Blankenship, Georgia (97 atts.) 2016-19**
- 78 - Philip Doyle, Alabama (105 atts.).....1987-90
6. 77 - Kevin Butler, Georgia (98 atts.)1981-84
7. 76 - Blair Walsh, Georgia (103 atts.).....2008-11
8. 71 - Fuad Reveiz, Tennessee (95 atts.).....1981-84
- 71 - Austin MacGinnis, Kentucky.....2014-17
9. 70- Caleb Sturgis, Florida (87 atts.)2008-12

PAT kicks made

1. 215 - Marshall Morgan, Georgia (220 atts.)2012-15
2. 201 - Colt David, LSU (204 atts.).....2005-08
3. **200 - Rodrigo Blankenship, Georgia (200 atts.) ... 2016-19**
4. 198 - Daniel Carlson, Auburn (198 atts.)2014-17
5. 188 - Jeff Hall, Tennessee (194 atts.)1995-98
6. 184 - Blair Walsh, Georgia (186 atts.).....2008-11
7. 183 - Wes Byrum, Auburn (186 atts.)2007-10
- 183 - Aaron Medley, Tennessee (184 atts.).....2014-17
9. 182 - Adam Griffith, Alabama (183 atts.)2013-16
10. **175 - Tucker McCann, Missouri (187 atts.) 2016-19**

Passing Touchdowns

1. 121- Aaron Murray, Georgia2010-13
2. 114 - Danny Wuerffel, Florida1993-96
3. 99 - Drew Lock, Missouri2015-18
4. 89 - Peyton Manning, Tennessee.....1994-97
5. 88 - Chris Leak, Florida2003-06
- 88 - Tim Tebow, Florida2006-09
7. **85 - Tua Tagovailoa, Alabama.....2017-19**
8. 81 - Eli Manning, Ole Miss.....2000-03
9. 79 - Andre' Woodson, Kentucky.....2004-07
10. 78 - Jared Lorenzen, Kentucky2000-03
- 78 - Jake Fromm, Georgia2017-19**

Reception Yardage

1. 3,759- Jordan Matthews, Vanderbilt2010-13
2. 3,463 - Amari Cooper, Alabama2012-15
3. 3,093 - Terrence Edwards, Georgia1999-2002
4. **3,045 - Bryan Edwards, South Carolina 2016-19**
5. 3,042 - Alshon Jeffery, South Carolina2009-11
6. 3,001 - Josh Reed, LSU1999-2001
7. 2,984 - A.J. Brown, Ole Miss.....2016-18
8. 2,964 - Boo Mitchell, Vanderbilt.....1985-88
9. 2,934 - Jarius Wright, Arkansas.....2008-11
10. 2,923 - DJ Hall, Alabama2004-07

Field Goal Percentage (Min. 25 Made)

1. 87.8 - Bobby Raymond, Florida.....1982-84
2. 87.2 - Bryson Rose, Ole Miss2010-12
3. 83.9 - Josh Jasper, LSU2007-10
4. 83.8 - Jeff Chandler, Florida1997-2001
5. 82.9 - Berj Yepremian, Florida1976-78
6. **82.5 - Rodrigo Blankenship, Georgia.....2016-19**
7. 82.1 - Judd Davis, Florida1992-94
8. 81.3 - David Browndyke, LSU1986-89
9. 80.3 - Brandon Coutu, Georgia2004-07
10. 80.0 - Jeremy Shelley, Alabama2009-12

SEC CHAMPIONSHIP GAME

SEC DIVISIONAL TIE-BREAKER

In the event of a tie for the division championship, the following procedures will be used to break all ties to determine the SEC Football Championship Game representative. All Conference versus Conference Games (both division and non-division) will be counted in the Conference Standings.

1. **Two-Team Tie.** In the event two teams are tied for a division title, the following procedure will be used in the following order:

- A. Head-to-head competition between the two tied teams;
- B. Records of the tied teams within the division;
- C. Head-to-head competition against the team within the division with the best overall (divisional and non-divisional) Conference record, and proceeding through the division (multiple ties within the division will be broken from first to last and a tie for first place will be broken before a tie for fourth place);
- D. Overall record against non-divisional teams;
- E. Combined record against all common non-divisional teams;
- F. Record against the common non-divisional team with the best overall Conference record (divisional or non-divisional) and proceeding through other common non-divisional teams based on their order of finish within their division;
- G. Best cumulative Conference winning percentage of non-divisional opponents; and

Example: Tied Teams Non-Divisional Opponents Cumulative Record

Western 1 Eastern Opponents: 14-2
 Western 2 Eastern Opponents: 12-4
 (Western 1 would be the representative)

H. Coin flip of the tied teams.

2. **Three-Team Tie (or more).** If three teams (or more) are tied for a division title, the following procedure will be used in the following order: (Note: If one of the procedures results in one team being eliminated and two remaining, the two-team tiebreaker procedure as stated in No. 1 above will be used):

- A. Combined head-to-head record among the tied teams;
- B. Record of the tied teams within the division;
- C. Head-to-head competition against the team within the division with the best overall Conference record (divisional and non-divisional) and proceeding through the division (multiple ties within the division will be broken from first to last and a tie for first place will be broken before a tie for fourth place);
- D. Overall Conference record against non-divisional teams;
- E. Combined record against all common non-divisional teams;
- F. Record against the common non-divisional team with the best overall Conference record (divisional and non-divisional) and proceeding through other common non-divisional teams based on their order of finish within their division; and
- G. Best cumulative Conference winning percentage of non-divisional opponents (Note: If two teams' non-divisional opponents have the same cumulative record, then the two-team tiebreaker procedures apply. If four teams are tied, and three teams' non-divisional opponents have the same cumulative record, the three-team tiebreaker procedures will be used beginning with 2.A.);

Example: Tied Teams Non-Divisional Opponents Cumulative Record

Western 1 Eastern Opponents: 14-2
 Western 2 Eastern Opponents: 12-4
 Western 3 Eastern Opponents: 8-8
 (Western 1 would be the representative)

H. Coin flip of the tied teams with the team with the odd result being the representative (Example: If there are two teams with tails and one team with heads, the team with heads is the representative).

2019 SEC CHAMPIONSHIP GAME

The Southeastern Conference's Eastern and Western Division winners will meet in Atlanta's Mercedes-Benz Stadium to battle for the league championship and the right to represent the conference in the College Football Playoff. The 28th-annual title game will be played on December 7 and will be televised nationally by CBS Sports.

The game was born as a result of 1992 conference expansion, which saw Arkansas and South Carolina become the first members added in SEC history. Under NCAA regulations, a conference with 12 members may play an additional football game to determine its champion, provided the regular season is played in divisions.

The participants of the game are determined each year during the eight-game regular-season conference schedule as the teams with the best overall SEC winning percentage in each division.

The 2018 SEC Championship Game was the most-watched and highest-rated regular-season college football game on any network in seven years with a 10.1/23 rating/share and 17.5 million viewers. It also marked the second most-watched SEC Championship ever in 26 years since the game debuted in 1992.

The 2009 SEC Championship Game earned an 11.8 rating and a 24 share, marking the highest-rated SEC Championship Game in history. The game matched the No. 1 Florida Gators (12-0) vs. the No. 2 Alabama Crimson Tide (12-0).

The SEC Championship Game has drawn 25 capacity crowds in its 27-year history. Only 1993 (Birmingham) and 1995 (Atlanta) were not sellouts.

The SEC, along with AMB Sports & Entertainment (AMBSE) and the Georgia World Congress Center Authority (GWCCA), have an agreement to host the SEC Championship Game at Mercedes-Benz Stadium in Atlanta through 2026. The new agreement allows the SEC the option of adding up to two successive five-year extensions.

The Georgia Dome hosted the SEC Championship Game for 23 years beginning in 1994, with capacity crowds in the last 21 consecutive years. By the end of the new agreement, including options, the Championship will have been played in Atlanta a total of 43 years.

Year	Score	Attendance
1992	Alabama 28, Florida 21	83,091
1993	Florida 28, Alabama 13	76,345
1994	Florida 24, Alabama 23	74,751
1995	Florida 34, Arkansas 3	71,325
1996	Florida 45, Alabama 30	74,132
1997	Tennessee 30, Auburn 29	74,896
1998	Tennessee 24, Miss. State 14	74,795
1999	Alabama 34, Florida 7	71,500
2000	Florida 28, Auburn 6	73,427
2001	LSU 31, Tennessee 20	74,843
2002	Georgia 30, Arkansas 3	74,835
2003	LSU 34, Georgia 13	74,913
2004	Auburn 38, Tennessee 28	74,892
2005	Georgia 34, LSU 14	73,717
2006	Florida 38, Arkansas 28	73,374
2007	LSU 21, Tennessee 14	73,832
2008	Florida 31, Alabama 20	75,892
2009	Alabama 32, Florida 13	75,514
2010	Auburn 56, South Carolina 17	75,802
2011	LSU 42, Georgia 10	74,515
2012	Alabama 32, Georgia 28	75,624
2013	Auburn 59, Missouri 42	75,632
2014	Alabama 42, Missouri 13	73,526
2015	Alabama 29, Florida 15	75,320
2016	Alabama 54, Florida 16	74,632
2017	Georgia 28, Auburn 7	76,534
2018	Alabama 35, Georgia 28	77,141

Here's a chart of team history in the SEC Championship Game:

Team	Appearances	W-L	Pct.
Florida	12	7-5	.583
Alabama	11	7-4	.636
Georgia	7	3-4	.429
Auburn	6	3-3	.500
LSU	5	4-1	.800
Tennessee	5	2-3	.400
Arkansas	3	0-3	.000
Missouri	2	0-2	.000
Mississippi State	1	0-1	.000
South Carolina	1	0-1	.000

SEC CHAMPIONSHIP GAME

SEC CHAMPIONSHIP GAME RACE RECAPS

1992 - Both races decided before final weekend. Florida and Georgia (6-2 in the SEC) were co-champions in the Eastern Division. The Gators won the tie-breaker by virtue of a 26-24 win over the Bulldogs earlier in the season. Alabama (8-0) was the outright Western Division champion, even with a game against Auburn in the final weekend, which the Tide won, 17-0.

1993 - Both races decided before final weekend. Florida won the Eastern Division and Alabama won the Western Division. The Gators finished 1/2 game ahead of Tennessee (UT tied Alabama, 17-17). Alabama, at 5-2-1, finished two games ahead second-place Arkansas. Auburn was 8-0 in the SEC, but was ineligible for the conference title.

1994 - Both races decided before final weekend. Florida won the Eastern Division, finishing SEC play at 7-1, two games ahead of Tennessee. Alabama won the Western Division with an 8-0 SEC mark, three games ahead of Miss. State.

1995 - Both races decided before final weekend. Florida won the Eastern Division, finishing SEC play at 8-0, one game ahead of Tennessee. Arkansas won the Western Division with a 6-2 SEC mark, one game ahead of Auburn and Alabama.

1996 - Both races decided before final weekend. Florida won the Eastern Division, finishing SEC play at 8-0, one game ahead of Tennessee. Alabama won the Western Division with a 6-2 SEC mark, tying LSU. However, the Tide defeated the Tigers, 26-0, earlier in the year to win the tie-breaker.

1997 - Eastern Division race not finalized until after the final weekend. Tennessee defeated Vanderbilt, 17-10, to win the division on the final weekend. Tennessee, at 7-1 in the SEC, finished one game ahead of Georgia and Florida. Auburn had won the Western Division with a 6-2 SEC mark, tying LSU. However, Auburn defeated LSU, 31-28, earlier in the year to win the tie-breaker.

1998 - Western Division race not finalized until after the final weekend. Miss. State defeated Ole Miss, 28-6, on Thanksgiving night, to win division on final weekend. Arkansas and Miss. State finished in tie for the division title. However, Miss. State defeated Arkansas, 22-21, earlier that season to win the tie-breaker. Arkansas defeated LSU 41-14 on the final weekend, but when State defeated Ole Miss, the chase for the Championship Game had been won. Tennessee had clinched the Eastern Division before the final weekend and defeated Vanderbilt, 41-0, to finished the SEC at 8-0.

1999 - Both races decided before final weekend. Florida won the Eastern Division, finishing SEC play at 7-1, one game ahead of Tennessee. Alabama won the Western Division with a 7-1 SEC mark, one game ahead of Miss. State.

2000 - Both races decided before final weekend. Florida won the Eastern Division, finishing SEC play at 7-1, two games ahead of South Carolina, Georgia and Tennessee. Auburn won the Western Division with a 6-2 SEC mark, one game ahead of LSU. LSU lost to Arkansas in the final weekend, 14-3. Even if the Tigers would have beaten the Razorbacks, Auburn would have won the tie-breaker over LSU due to a 34-17 win earlier in the season.

2001 - Both races go down to the final weekend. Due to game postponements on Sept. 15, games were reschedule for Dec. 1. On that weekend, Tennessee defeated Florida, 34-32, in Gainesville, and LSU defeated Auburn, 27-14, in Baton Rouge, to clinch berths in the SEC Championship Game. The Vols won the East with a 7-1 mark while LSU had a 5-3 mark and tied with Auburn for the West, but won the head-to-head tiebreaker.

2002 - Western division race not finalized until after the final weekend. Georgia clinched the Eastern Division championship on Nov. 16 after defeating Auburn, 24-21, in Auburn. The 7-1 Bulldogs finish one game ahead of Florida, which was 6-2. Arkansas wins the Western Division on the season's final weekend, defeating LSU, 21-20, in Little Rock on Nov. 29. The Razorbacks, LSU Tigers and Auburn Tigers are tied at 5-3 but Arkansas wins the head-to-head tiebreakers.

2003 - Both races decided on final weekend. Tennessee defeats Kentucky, 20-7, to force a three-way tie for Eastern Division championship between Vols, Georgia and Florida. Using tie-breaker involving the BCS standings, Georgia has the highest BCS ranking and has defeated Tennessee (next highest ranking) during regular season to secure SEC Championship Game berth. LSU defeats Arkansas, 55-24, and Ole Miss beats Mississippi State, 31-0, to force a tie for the Western Division championship. LSU's 17-14 win over Ole Miss the week before earns the Tigers the Western Division berth.

2004 - Auburn clinches berth in the SEC Championship Game on Oct. 30, tying the earliest since the game began in 1992 (Alabama, 1993). The Tigers (8-0) finish two games ahead in the standings of second-place LSU (6-2). Tennessee clinches berth as Eastern Division representative with 38-33 win against Vanderbilt on Nov. 20. The Vols (7-1) would win their next game on the following weekend against Kentucky to claim the division title outright. Georgia was second in the Western Division with a 6-2 mark.

2005 - Georgia (6-2) clinched Eastern Division Championship with a 45-13 win over Kentucky on Nov. 19. The Bulldogs finish one full game ahead of South Carolina and Florida in the standings. LSU clinched Western Division title with a 19-17 win over Arkansas on Nov. 25. The Tigers finished tied for the Western Division title (7-1), but defeated Auburn, 20-17, on Oct. 22, to win the

tie-breaker.

2006 - Florida (7-1) clinched Eastern Division Championship and berth in the SEC Championship Game on Nov. 4, by defeating Vanderbilt, 25-19. Arkansas clinched the Western Division title and SEC Championship Game berth with a 28-14 win over Mississippi State on Nov. 18.

2007 - LSU (6-2) clinched Western Division berth in the SEC Championship Game on Week 11 after Alabama and Auburn both lose. Tennessee (6-2) gets Eastern Division berth with 52-50 four-overtime victory over Kentucky in Week 13. The Vols win the tie-breaker with Georgia (6-2), defeating the Bulldogs 35-14 in Week 6.

2008 - Alabama (8-0) clinched Western Division berth in SEC Championship Game on Week 11 (Nov. 1) after defeating LSU, 27-21. Florida (7-1) clinched Eastern Division berth in SEC Championship Game on Week 12 (Nov. 8) after defeating Vanderbilt, 42-14.

2009 - Florida (8-0) clinched Eastern Division berth in SEC Championship Game on Week 9 (Oct. 31) after defeating Georgia, 41-17. Alabama (8-0) clinched Western Division berth in SEC Championship Game on Week 11 (Nov. 14) after defeating Mississippi State, 31-3.

2010 - Both spots in the SEC Championship Game were clinched on Week 11 (Nov. 13). Auburn (8-0) clinched Western Division berth with a 49-31 win against Georgia. South Carolina (5-3) clinched Eastern Division berth with a 36-14 win against Florida.

2011 - Georgia (7-1) clinched a berth in the SEC Championship Game in Week 12 (Nov. 19) with a 19-10 win over Kentucky while LSU (8-0) clinched its berth in Week 13 (last weekend of the regular season) with a 41-17 win over Arkansas

2012 - Georgia (7-1) clinched a berth in the SEC Championship Game in Week 11 (Nov. 10) with a 38-0 win over Auburn. Alabama clinched a berth in the SEC Championship Game in Week 13 (Nov. 24) with a 49-0 win over Auburn.

2013 - For the first time since 2003, both races were determined on the final weekend. Auburn (7-1) clinched a berth in the SEC Championship Game with a dramatic 34-28 win off a 109-yard missed field goal return for a touchdown on the game's final play at Auburn. SEC newcomer Missouri (7-1) clinched a berth in the SEC Championship Game with a 28-21 home win over Texas A&M.

2014 - For the second straight season, both divisional races were determined on the final weekend. Missouri won the SEC East outright by closing the season with three straight SEC wins, including two on the road for their second straight trip to Atlanta. Alabama won the Western Division outright as well, with Ole Miss defeating Mississippi State in the Egg Bowl, while Alabama topped Auburn in the Iron Bowl.

2015 - Florida (7-1) won the Eastern Division, clinching a spot after defeating Vanderbilt on Nov. 7. Alabama (7-1) claimed the Western Division with a victory over Auburn in the Iron Bowl on the final day of the regular season. It was the fourth straight season where the Western Champion was the Iron Bowl winner.

2016 - Florida (6-2) won the Eastern Division, clinching a spot after defeating LSU in Baton Rouge on Nov. 19. Alabama claimed the Western Division with a victory over Mississippi State on Nov. 12. This marked the first time since 2010 that saw the SEC Championship Game set prior to the final weekend of the regular season.

2017 - Georgia (7-1) won the Eastern Division, clinching a spot on Nov. 4 after defeating South Carolina 24-10 in Athens. Georgia's clinching of a spot in the SEC Championship Game on Nov. 4 is the earliest a team has done so since Florida (Oct. 31) in 2009. Auburn (7-1) claimed the Western Division with a victory over Alabama the final day of the regular season. Alabama and Auburn were co-champions of the division, with Auburn representing the SEC Western Division in Atlanta due to head-to-head tiebreaker.

2018 - Georgia won the Eastern Division, clinching a spot on Nov. 3 after defeating Kentucky 34-17 in Lexington. Alabama claimed the Western Division with a 29-0 victory over LSU in Baton Rouge later that same day. It is the earliest that both participants in the SEC Championship Game have ever been determined.

2019 - Georgia won the Eastern Division for the third consecutive year, clinching a spot on Nov. 16 after defeating Auburn 21-14 in Auburn. LSU claimed the Western Division for the first time since 2011 with a 56-20 victory over Arkansas in Baton Rouge on Nov. 23.

SEC CHAMPIONSHIP GAME RACE RECAP

The earliest a berth has been clinched in the SEC Championship Game is Oct. 30 (Auburn, 2004, & Alabama, 1993).

In 17 of 54 divisional races (including 2019), a championship game berth has not been decided until the weekend prior to the SEC Championship Game. That occurred in 1997 (Tennessee), 1998 (Mississippi State), 2001 (Tennessee and LSU), 2002 (Arkansas), 2003 (Georgia and LSU), 2005 (LSU), 2007 (Tennessee), 2011 (LSU), 2012 (Alabama), 2013 (Auburn and Missouri), 2014 (Alabama and Missouri), 2015 (Alabama) and 2017 (Auburn).

2019 SEC Football

2019 SEC FOOTBALL CHAMPIONSHIP GAME

2019 SEC CHAMPIONSHIP GAME

The 28th annual SEC Football Championship Game was played on Dec. 7 at Mercedes-Benz Stadium in Atlanta, with LSU claiming a resounding 37-10 victory over Georgia. It was LSU's first SEC Championship since 2011. The SEC Champion has now advanced to the Playoff each year since its inception.

The game was the second most-watched and highest-rated regular-season college football game on any network this season with a 7.9/20 HH rating/share and 13.703 million viewers, trailing only the No. 1 vs. No. 1 Alabama vs. LSU matchup earlier in the season on CBS.

The 2009 SEC Championship Game earned a 11.8 rating and a 24 share, the highest rated SEC Championship Game in history.

The game was first played at Birmingham's Legion Field in 1992 and 1993 and moved to the Georgia Dome in 1994.

The Championship Game has drawn 26 capacity crowds in its 28-year history. Only 1993 (Birmingham) and 1995 (Atlanta) were not sellouts.

Year	Score	Attendance
1992	Alabama 28, Florida 21	83,091
1993	Florida 28, Alabama 13	76,345
1994	Florida 24, Alabama 23	74,751
1995	Florida 34, Arkansas 3	71,325
1996	Florida 45, Alabama 30	74,132
1997	Tennessee 30, Auburn 29	74,896
1998	Tennessee 24, Miss. State 14	74,795
1999	Alabama 34, Florida 7	71,500
2000	Florida 28, Auburn 6	73,427
2001	LSU 31, Tennessee 20	74,843
2002	Georgia 30, Arkansas 3	74,835
2003	LSU 34, Georgia 13	74,913
2004	Auburn 38, Tennessee 28	74,892
2005	Georgia 34, LSU 14	73,717
2006	Florida 38, Arkansas 28	73,374
2007	LSU 21, Tennessee 14	73,832
2008	Florida 31, Alabama 20	75,892
2009	Alabama 32, Florida 13	75,514
2010	Auburn 56, South Carolina 17	75,802
2011	LSU 42, Georgia 10	74,515
2012	Alabama 32, Georgia 28	75,624
2013	Auburn 59, Missouri 42	75,632
2014	Alabama 42, Missouri 13	73,526
2015	Alabama 29, Florida 15	75,320
2016	Alabama 54, Florida 16	74,632
2017	Georgia 28, Auburn 7	76,534
2018	Alabama 35, Georgia 28	77,141
2019	LSU 37, Georgia 10	74,150

2019 SEC FOOTBALL CHAMPIONSHIP GAME

LSU 37, Georgia 10

Dec. 7, 2019 • Mercedes-Benz Stadium (74,150) • Atlanta, Ga.

Georgia	0	3	0	7	10
LSU	14	3	17	3	37

Scoring Summary:

1st	09:09	LSU - Ja'Marr Chase 23 yd pass from Joe Burrow (Cade York kick) 8 plays, 75 yards, TOP 3:38	0-7
1st	00:12	LSU - T. Marshall 7 yd pass from Joe Burrow (Cade York kick) 5 plays, 65 yards, TOP 1:44	0-14
2nd	11:28	UGA - R. Blankenship 39 yd field goal 10 plays, 53 yards, TOP 3:44	3-14
2nd	02:22	LSU - Cade York 41 yd field goal 11 plays, 57 yards, TOP 4:22	3-17
3rd	08:20	LSU - Cade York 28 yd field goal 16 plays, 77 yards, TOP 6:40	3-20
3rd	02:18	LSU - T. Marshall 4 yd pass from Joe Burrow (Cade York kick) 4 plays, 80 yards, TOP 1:59	3-27
3rd	00:45	LSU - Just. Jefferson 8 yd pass from Joe Burrow (Cade York kick) 3 plays, 13 yards, TOP 1:25	3-34
4th	11:41	UGA - George Pickens 2 yd pass from Jake Fromm (R. Blankenship kick) 13 plays, 75 yards, TOP 4:04	10-34
4th	07:41	LSU - Cade York 50 yd field goal 7 plays, 33 yards, TOP 4:00	10-37

Georgia

20 26

FIRST DOWNS	20	26
NET YARDS RUSHING	61	132
NET YARDS PASSING	225	349
TOTAL OFFENSIVE YARDS	286	481
Total offensive plays	68	74
Average Gain Per Play	4.2	6.5
Fumbles: Number-Lost	0-0	0-0
Penalties: Number-Yards	3-17	5-45
PUNTS-YARDS	4-195	2-90
KICKOFFS-YARDS	3-183	8-520
Possession Time	26:22	33:38
Third-Down Conversions	3 of 13	9 of 16
Fourth-Down Conversions	3 of 3	0 of 0
Red Zone Scores-Chances	1 of 2	4 of 4

Full Game Statistics: <http://www.statbroadcast.com/events/archived.php?id=287808> and <http://stats.statbroadcast.com/statmonitr/?id=287808&statmonitr=bc>

MVP: LSU quarterback Joe Burrow was named the championship game MVP. It is the 15th time a quarterback was named MVP in the championship game the first since Alabama's Blake Sims in 2014. Other LSU MVPs were QB Matt Mauck in 2001, RB Justin Vincent in 2003, QB Ryan Perrilloux in 2007 and DB Tyrann Mathieu in 2011.

NOTES

- LSU claims its 12th SEC championship and first since 2011. The win also pushes its mark to 5-1 in the championship game, having won its last three in 2007, 2011 and 2019.
- The loss by Georgia drops its mark to 3-5 in the championship game.
- Joe Burrow's 349 yards passing is the fourth highest total in championship game history, trailing Florida's Danny Wuerffel's 401 in 1996, Auburn's Jason Campbell's 374 in 2004 and Tennessee's Peyton Manning's 373 in 1997.
- He is the eighth quarterback to throw for more than 300 yards in the championship game.
- Joe Burrow's 4 TD passes are the most in the championship game since Auburn's Cam Newton had four in 2010. It is the fifth time a QB has thrown four TDs in a game. Florida's Danny Wuerffel holds the top mark with 6 in 1996.
- Joe Burrow's 28 completions is the second most in championship game history, trailing Florida's Shane Matthews' 30 in 1992 on 49 attempts.

SEC CHAMPIONSHIP GAME HISTORY

Team	App.	Record	Titles
Alabama	12	8-4 (.667)	8 (1992, 1999, '09, '12, '14, '15, '16, '18)
Florida	12	7-5 (.583)	7 (1993, 1994, 1995, 1996, 2000, 2006, 2008)
Georgia	8	3-5 (.375)	3 (2002, 2005, 2017)
Auburn	6	3-3 (.500)	3 (2004, 2010, 2013)
LSU	6	5-1 (.8033)	5 (2001, 2003, 2007, 2011, 2019)
Tennessee	5	2-3 (.400)	2 (1997, 1998)
Arkansas	3	0-3 (.000)	
Missouri	2	0-2 (.000)	
Mississippi State	1	0-1 (.000)	
South Carolina	1	0-1 (.000)	

2019 SEC FOOTBALL LEGENDS CLASS

BIRMINGHAM, Ala. (September 26, 2019) – The Southeastern Conference on Thursday announced its 2019 SEC Football Legends class, an assemblage of former football standouts who will be honored at events surrounding the SEC Football Championship Game in Atlanta in December.

The class will be honored at the 2019 SEC Football “Weekend of Champions” December 6-7 in Atlanta, Ga, highlighted by the annual SEC Legends Dinner on Friday, December 6 at the Hyatt Regency in Atlanta. The group will also be recognized prior to the SEC Football Championship Game, which will be held at Mercedes-Benz Stadium on Saturday, December 7.

The 2019 Football Legends Class includes 14 former stars who excelled on the gridiron and helped write the rich history of the sport at their respective institutions. This year's class includes All-Americans, All-SEC selections and Academic All-Americans as well as successful head coaches. The group represents teams that won National and SEC Championships, participated in Super Bowl titles and are represented in state, school and college football halls of fame.

Below is a listing and biographies of the 2019 SEC Football Legends:

2019 SEC FOOTBALL LEGEND BIOGRAPHIES

ALABAMA – Ray Perkins, Wide Receiver, 1964-66/Head Coach, 1983-86

Ray Perkins lettered from 1964-66 as a wide receiver on three Southeastern Conference championship teams and two national championship teams at Alabama. As a senior he caught 33 passes for 490 yards and seven touchdowns, earning All-America honors as he capped his senior year with 178 yards receiving in the Crimson Tide's 34-7 Sugar Bowl win over Nebraska. Perkins was drafted by the Baltimore Colts and played in the NFL for five years, including appearances in Super Bowls III and V. After his playing career, Perkins established himself as a head coach, beginning with the New York Giants from 1979-82. Perkins succeeded Paul "Bear" Bryant as Alabama's head coach, compiling a 32-15-1 record and three bowl victories from 1983-86. He followed that with a stint as head coach of the Tampa Bay Buccaneers from 1987-90 and as head coach at Arkansas State in 1992. He was inducted into the Alabama Sports Hall of Fame in 1990.

ARKANSAS – Dennis Winston, Linebacker, 1973-76

Winston lettered from 1973-76 and was selected to the UA All-Century Team in 1994. He led the Razorbacks with 13.0 tackles for loss and four fumble recoveries as a senior. He recorded more than 200 tackles, including a team-high 97 in 1974, and helped the Razorbacks to the 1976 Cotton Bowl where they defeated Georgia 31-10. Winston was named national Defensive Player of the Week by Sports Illustrated following his 19-tackle performance in the 22-7 win over No. 5 USC in 1974. He was selected in the fifth round of the 1977 NFL Draft by the Pittsburgh Steelers and played 11 seasons for the Steelers and New Orleans Saints. Appearing in 143 games, Winston helped the Steelers to consecutive championships by winning Super Bowls XIII and XIV and is one of only six former Razorbacks to play in multiple Super Bowls. He is a member of the UA Sports Hall of Honor, the Arkansas Sports Hall of Fame and the Southwest Conference Hall of Fame.

AUBURN – Karlos Dansby, Linebacker, 2000-2003

Karlos Dansby was a linebacker at Auburn from 2000-03, earning All-America honors as a senior in 2003. During his All-America campaign, he had 84 tackles, 5.5 quarterback sacks, 13 tackles for loss and four caused fumbles while helping an Auburn

defense that finished fifth nationally in total defense. A two-time first-team All-SEC selection, Dansby recorded 218 tackles, 10 sacks, 31 tackles for loss and eight interceptions. The 2003 Atlanta Touchdown Club Defensive Back of the Year, Dansby helped Auburn to a pair of SEC Western Division titles. He was a second-round pick of the Arizona Cardinals in 2004 and enjoyed a 14-year NFL career with four teams. A second-team All-Pro in 2013, Dansby is one of five players in NFL history to record 40 sacks and 20 interceptions in their career. He concluded his career with 1,417 tackles, 43 sacks, 127 tackles for loss and 20 interceptions in 212 career games.

FLORIDA – Jevon Kearse, Outside Linebacker, 1996-98

Jevon Kearse, also known as “The Freak,” came to Florida as a free safety, but became a legend as an outside linebacker. Kearse was a first-team All-SEC selection as a sophomore in 1997, though his 1998 season was one of the most dominant in school history. Kearse racked up 54 tackles, 7.5 sacks, and 13.5 tackles for loss in just 11 games. Those numbers made him a first-team All-American, a Chuck Bednarik Award finalist and the Associated Press SEC Defensive Player of the Year. Kearse declared for the NFL Draft following his junior season and was chosen in the first round by the Tennessee Titans. Kearse was the 1999 NFL Defensive Rookie of the Year and a first-team All-Pro selection. Kearse made three Pro Bowl appearances in his 11-year career with the Titans and Philadelphia Eagles.

GEORGIA – Vince Dooley, Head Coach, 1964-88

In Vince Dooley's 25 years as head football coach (1964-88), he guided the Bulldogs to a career record of 201-77-10 becoming only the ninth coach in NCAA Division I history to win over 200 games. The Bulldogs won one national championship (1980) and six SEC titles under his direction. He took his teams to 20 Bowl games and coached a Heisman Trophy winner (Herschel Walker, 1982), a Maxwell Award Winner (Walker, 1982), an Outland Award Winner (Bill Stanfill, 1968), 40 First Team All-Americans and 10 Academic All-Americans. He was named NCAA National Coach of the Year in 1980 and SEC Coach of the Year seven times. Under his watch as athletic director (1979-2004), Georgia teams won 23 national championships, 78 SEC team championships and numerous individual national titles in both men's and women's sports. In recognition of his achievements, the field at Sanford Stadium was named in his honor on September 7, 2019.

KENTUCKY – Oliver Barnett, Defensive Tackle, 1986-89

Oliver Barnett spent much of his collegiate career in the opponent backfield as a pass-rush terror at the University of Kentucky. During his time as a Wildcat, he set school records with 43 tackles for loss, 26 quarterback sacks, and 12 forced fumbles. He earned All-America honors as a senior and All-Southeastern Conference accolades his final two seasons at Kentucky. After his Wildcat days, Barnett played in the Senior Bowl and Blue-Gray all-star games before being selected by the Atlanta Falcons in the NFL Draft. He totaled six NFL seasons with the Falcons, Buffalo Bills and San Francisco 49'ers, including a trip to the 1994 Super Bowl with the Bills.

LSU – Johnny Robinson, Halfback, 1957-59

Starring on both sides of the ball for LSU in the late 1950s, Johnny Robinson earned first-team All-SEC in 1958. He was a member of LSU's 1958 national title team playing alongside Heisman Trophy winner Billy Cannon for three years. Robinson finished his LSU career with 893 rushing yards, 453 receiving yards and 14 touchdowns and was then selected No. 3 overall by the Detroit Lions in the 1960 NFL Draft and first round draft pick by the Dallas Texans in the 1960 AFL Draft. He played 12 seasons in AFL/NFL, winning Super Bowl IV with the Kansas City Chiefs. Earlier this year, he was inducted to the Pro Football Hall of Fame, recognized for his lead in AFL interceptions

in 1966 and NFL interceptions in 1970. Robinson is also a member of LSU Athletic Hall of Fame, Louisiana Sports Hall of Fame, and Kansas City Chiefs Hall of Fame. In 2019 he was named to the Pro Football Hall of Fame.

OLE MISS – Jonathan Nichols, Kicker, 2001-04

One of the most decorated kickers in Ole Miss history, Jonathan Nichols earned All-America and All-SEC honors during his Rebel career, while being recognized as the nation's top place-kicker in 2003 and receiving the Lou Groza Award. Following his 2004 senior season, Nichols had set 15 school records, including the all-time leading scorer mark with 344 points, which ranked sixth at the time on the SEC career scoring list. He finished his career with 117 consecutive PATs made, ranking as the nation's longest active streak at the time and the fifth-longest in SEC history. A 2018 Ole Miss Sports Hall of Fame inductee, Nichols continues to hold many of those records he set, including single-game marks for most field goals (6) and most points by kicking (21); single-season bests for most points scored (124), most points scored by kicking (124), most field goals (25); and career records for most consecutive extra points (117), and best extra point percentage (1.000 for 3 different seasons).

MISSISSIPPI STATE – Barrin Simpson, Linebacker, 1996-99

Barrin Simpson is one of the greatest linebackers in Bulldog history. An All-American and two-time All-SEC selection, Simpson totaled 296 tackles, 11 tackles for loss, five sacks, 30 QB pressures and three interceptions during his four-year career from 1996-1999. As a senior, he became the first Bulldog linebacker to receive First-Team All-America laurels since 1981. Simpson was the leader of a defensive unit that finished No. 1 in the nation in total defense en route to the program's first 10-win season since 1940, a No. 12 final national ranking and a Peach Bowl victory over Clemson. In one of the most remarkable defensive performances in Egg Bowl history, Simpson collected a career-best 23 tackles, one forced fumble and one recovered fumble in a 1999 MSU victory. Simpson went on to a successful 10-year career in the CFL, earning the league's Most Outstanding Rookie Award in 2001 as a member of the BC Lions and becoming a six-time All-Star. Simpson now coaches high school football in the state of Texas.

MISSOURI – Jeremy Maclin, Wide Receiver, 2007-08

After missing the 2006 season due to a knee injury, Jeremy Maclin burst onto the scene in record-setting fashion and became MU's first-ever freshman to earn first-team All-American honors. He broke the NCAA single-season freshman record for all-purpose yards, amassing a whopping 2,776 yards (1,055 receiving, 1,039 KO return, 375 rushing, 307 punt return). Maclin scored 16 total TDs, to become one of the most dynamic players in all of college football and was the only player in Division I in 2007 to score TDs in all four all-purpose categories. He repeated with consensus first-team All-American honors in 2008 as he led the NCAA in all-purpose yardage (202.36 ypg) and broke MU single-season receiving records with 102 receptions, 1,260 yards and 13 TDs. In just two years, he broke the MU record for career all-purpose yardage, with 5,609 yards. He closed his career with Offensive MVP honors in the 2008 Alamo Bowl. Maclin bypassed his final two years of collegiate eligibility and entered the 2009 NFL Draft, where he was taken with the No. 19 overall selection in the first round by the Philadelphia Eagles.

SOUTH CAROLINA – Fred Zeigler, Flanker, 1967-69

Fred Zeigler was a standout flanker for the Gamecocks in the 1960s. After walking on to the program and playing for the freshman team in 1965, he was redshirted for the 1966 season. He then led the team in receptions in each of the next three seasons, earning first-team All-ACC honors in both 1968 and '69, while leading the Gamecocks to the 1969 ACC title and a berth in the Peach Bowl. He completed his collegiate career as the school's all-time leader in receptions and receiving yards. He was named to the South Carolina Athletics Hall of Fame in 1994 and to the USC Athletics Hall of Fame in 1995. He was later ranked among the Top 50 players in Gamecock history by The State newspaper in 2015. Zeigler earned a bachelor's degree in 1970 and graduated from Carolina Law School in 1974 before embarking on a successful career as an attorney specializing in litigation.

TENNESSEE – Darwin Walker, Defensive Line, 1997-99

Darwin Walker was a two-time All-SEC first-team defensive tackle at Tennessee and a leader on the 1998 undefeated national championship team. After transferring from NC State in 1996, Walker appeared in 35 games and recording 119 tackles, 14 sacks and 19 TFLs for the Orange and White from 1997 to 1999, while earning his degree in civil engineering. Walker had six sacks and 46 tackles en route to All-SEC first-team honors in 1998 as Tennessee went undefeated and won the first BCS National Championship. In 1999, Walker served as a captain for the Vols and repeated on the All-SEC First Team. The Walterboro, S.C., native was selected in the third round of the 2000 NFL Draft and he went on to play nine seasons in the NFL with the Arizona Cardinals, Philadelphia Eagles, Chicago Bears and Carolina Panthers, appearing in 109 games with 84 starts. During his NFL career, Walker built his own engineering firm and today he is a commercial real estate developer who owns several Bojangles, Panera Bread and Wawa franchises.

TEXAS A&M – Ed Simonini, Linebacker, 1972-75

The ringleader of some of the most feared defenses of the 1970s, Texas A&M linebacker Ed Simonini was a consensus All-American and Lombardi Award finalist in 1975 when the Aggies led the NCAA in rushing defense and total defense and allowed just 9.5 points per game. Simonini led the Aggies in tackles three straight years and was named to the All-Southwest Conference Team in each of those seasons (1973-75). He was the SWC's Defensive Player of the Year twice and a member of the SWC's All-Decade Team of the 1970s. He finished his career as the Aggies' all-time leader tackler with 425 stops and he still owns the school's freshman tackles record with 98 in 1972. He was drafted by the Baltimore Colts in the third round of the 1976 NFL Draft and played seven seasons in the NFL.

VANDERBILT – Jovan Haye, Defensive End, 2002-04

A two-team defensive captain for the Commodores, Jovan Haye earned All-Southeastern Conference honors from league coaches in 2003. A native of Jamaica who came to Vanderbilt by way of Dillard High School in south Florida, Haye was a three-year starter on the Commodore defensive front. He finished his collegiate career with 149 total tackles, including 10.5 quarterback sacks, 17 tackles for loss and four forced fumbles. As a sophomore in 2003, Haye ranked among SEC leaders with 12.5 tackles for loss and 8.5 sacks. Haye spent six years in the NFL, playing for Carolina, Cleveland, Tampa Bay, Tennessee and Detroit. In 2019, Haye has served as Vanderbilt's defensive line coach, his first year as a position coach.

SEC ALL-AMERICANS (First Team Only)
--

American Football Coaches Association

Pos.	Name	School	Ht.	Wt.	Cl.	Hometown
WR	Jerry Jeudy	Alabama	6-1	192	Jr.	Deerfield Beach, Fla.
WR	Ja'Marr Chase	LSU	6-1	200	So.	Harvey, La.
OL	Alex Leatherwood	Alabama	6-6	310	Jr.	Pensacola, Fla.
OL	Andrew Thomas	Georgia	6-5	320	Jr.	Lithonia, Ga.
QB	Joe Burrow	LSU	6-4	216	Sr.	Athens, Ohio
DL	Derrick Brown	Auburn	6-5	318	Sr.	Sugar Hill, Ga.
DB	Derek Stingley	LSU	6-1	190	Fr.	Baton Rouge, La.
DB	Grant Delpit	LSU	6-3	203	Jr.	Houston, Texas
P	Max Duffy	Kentucky	6-1	186	Jr.	Perth, Australia
PK	Rodrigo Blankenship	Georgia	6-1	191	Sr.	Marietta, Ga.
AP	Lynn Bowden Jr.	Kentucky	6-1	199	Jr.	Youngstown, Ohio

Associated Press

Pos.	Name	School	Ht.	Wt.	Cl.	Hometown
QB	Joe Burrow	LSU	6-4	216	Sr.	Athens, Ohio
OL	Andrew Thomas	Georgia	6-5	320	Jr.	Lithonia, Ga.
WR	Ja'Marr Chase	LSU	6-1	200	So.	Harvey, La.
AP	Lynn Bowden Jr.	Kentucky	6-1	199	Jr.	Youngstown, Ohio
DL	Derrick Brown	Auburn	6-5	318	Sr.	Sugar Hill, Ga.
DL	Javon Kinlaw	S. Carolina	6-6	310	Sr.	Charleston, S.C.
DB	Derek Stingley	LSU	6-1	190	Fr.	Baton Rouge, La.
DB	J.R Reed	Georgia	6-1	194	Sr.	Frisco, Texas
P	Max Duffy	Kentucky	6-1	186	Jr.	Perth, Australia

Football Writers Association of America (FWAA)

Pos.	Name	School	Ht.	Wt.	Cl.	Hometown
QB	Joe Burrow	LSU	6-4	216	Sr.	Athens, Ohio
WR	Ja'Marr Chase	LSU	6-1	200	So.	Harvey, La.
OL	Andrew Thomas	Georgia	6-5	320	Jr.	Lithonia, Ga.
DL	Derrick Brown	Auburn	6-5	318	Sr.	Sugar Hill, Ga.
DB	J.R Reed	Georgia	6-1	194	Sr.	Frisco, Texas
P	Max Duffy	Kentucky	6-1	186	Jr.	Perth, Australia
PR	Jaylen Waddle	Alabama	5-10	182	So.	Houston, Texas

Sporting News

Pos.	Name	School	Ht.	Wt.	Cl.	Hometown
QB	Joe Burrow	LSU	6-4	216	Sr.	Athens, Ohio
WR	Ja'Marr Chase	LSU	6-1	200	So.	Harvey, La.
OL	Andrew Thomas	Georgia	6-5	320	Jr.	Lithonia, Ga.
AP	Lynn Bowden Jr.	Kentucky	6-1	199	Jr.	Youngstown, Ohio
DL	Derrick Brown	Auburn	6-5	318	Sr.	Sugar Hill, Ga.
DB	Derek Stingley	LSU	6-1	190	Fr.	Baton Rouge, La.
DB	Grant Delpit	LSU	6-3	203	Jr.	Houston, Texas
P	Max Duffy	Kentucky	6-1	186	Jr.	Perth, Australia
RET	Jaylen Waddle	Alabama	5-10	182	So.	Houston, Texas

Walter Camp

Pos.	Name	School	Ht.	Wt.	Cl.	Hometown
WR	Ja'Marr Chase	LSU	6-1	200	So.	Harvey, La.
OL	Andrew Thomas	Georgia	6-5	320	Jr.	Lithonia, Ga.
QB	Joe Burrow	LSU	6-4	216	Sr.	Athens, Ohio
PK	Rodrigo Blankenship	Georgia	6-1	191	Sr.	Marietta, Ga.
DL	Derrick Brown	Auburn	6-5	318	Sr.	Sugar Hill, Ga.
DB	Grant Delpit	LSU	6-3	203	Jr.	Houston, Texas
DB	J.R Reed	Georgia	6-1	194	Sr.	Frisco, Texas
P	Max Duffy	Kentucky	6-1	186	Jr.	Perth, Australia

Consensus

Pos.	Name	School	Ht.	Wt.	Cl.	Hometown
QB	Joe Burrow	LSU	6-4	216	Sr.	Athens, Ohio
WR	Ja'Marr Chase	LSU	6-1	200	So.	Harvey, La.
OL	Andrew Thomas	Georgia	6-5	320	Jr.	Lithonia, Ga.
DL	Derrick Brown	Auburn	6-5	318	Sr.	Sugar Hill, Ga.
P	Max Duffy	Kentucky	6-1	186	Jr.	Perth, Australia
DB	Derek Stingley	LSU	6-1	190	Fr.	Baton Rouge, La.
DB	J.R Reed	Georgia	6-1	194	Sr.	Frisco, Texas
DB	J.R Reed	Georgia	6-1	194	Sr.	Frisco, Texas
AP	Lynn Bowden Jr.	Kentucky	6-1	199	Jr.	Youngstown, Ohio

SEC PLAYERS - POSTSEASON AWARDS LISTS
--

AFCA Good Works Team (Sept. 12)

Jake Fromm, Georgia
Landon Young, Kentucky
Spencer Eason-Riddle, South Carolina

Campbell Trophy Semifinalists (Sept. 25)

Jake Bentley, South Carolina
Rodrigo Blankenship, Georgia
Jack Driscoll, Auburn
Blake Ferguson, LSU
Braden Mann, Texas A&M
Cody Markel, Vanderbilt

Thorpe Award Semifinalists (Oct. 21)

Grant Delpit, LSU
CJ Henderson, Florida
Xavier McKinney, Alabama
J.R. Reed, Georgia

Senior CLASS Award Finalists (Oct. 31)

Derrick Brown, Auburn

Butkus Award Semifinalists (Oct. 28)

Tae Crowder, Georgia
Anfernee Jennings, Alabama

Bednarik Award Semifinalists (Oct. 29)

Xavier McKinney, Alabama
Derrick Brown, Auburn
J.R. Reed, Georgia
Derek Stingley, LSU
Javon Kinlaw, South Carolina
Justin Madubiuke, Texas A&M

Maxwell Award Semifinalists (Oct. 29)

Jerry Jeudy, Alabama
Tua Tagovailoa, Alabama
Derrick Brown, Auburn
D'Andre Swift, Georgia
Joe Burrow, LSU

Wuerffel Trophy Semifinalists (Nov. 5)

Rodrigo Blankenship, Georgia
Derrick Brown, Auburn
Blake Ferguson, LSU
Braden Mann, Texas A&M

Groza Award Semifinalists (Nov. 7)

Rodrigo Blankenship, Georgia
Brent Cimaglia, Tennessee
Connor Limpert, Arkansas

AFCA Good Works Team (Sept. 12)

Jake Fromm, Georgia
Landon Young, Kentucky
Spencer Eason-Riddle, South Carolina

Hornung Award Finalists (Nov. 14)

Lynn Bowden, Kentucky
Clyde Edwards-Helaire, LSU

Biletnikoff Award Semifinalists (Nov. 18)

Ja'Marr Chase, LSU
Justin Jefferson, LSU
Jerry Jeudy, Alabama
DeVonta Smith, Alabama

Nagurski Trophy Finalists (Nov. 20)

Derrick Brown, Auburn
J.R. Reed, Georgia

Groza Award Finalist (Nov. 25)

Rodrigo Blankenship, Georgia

Wuerffel Trophy Finalist (Nov. 25)

Derrick Brown, Auburn

Biletnikoff Award Finalist (Nov. 25)

Ja'Marr Chase, LSU

Maxwell Award Finalist (Nov. 25)

Joe Burrow, LSU

Bednarik Award Finalist (Nov. 25)

Derrick Brown, Auburn

Outland Trophy Finalist (Nov. 25)

Derrick Brown, Auburn

Ray Guy Award Finalist (Nov. 26)

Max Duffy, Kentucky

Davey O'Brien Award Finalist (Nov. 26)

Joe Burrow, LSU

Jim Thorpe Award Finalists (Nov. 26)

J.R. Reed, Georgia
Grant Delpit, LSU

Heisman Trophy Winner

Joe Burrow, LSU

The Home Depot Coach of the Year Winner

Ed Orgeron, LSU

Johnny Unitas Golden Arm Award Winner

Joe Burrow, LSU

Jim Thorpe Award Winner

Grant Delpit, LSU

Lott IMPACT Trophy Winner

Derrick Brown, Auburn

Maxwell Award

Joe Burrow, LSU

Fred Biletnikoff Award Winner

Ja'Marr Chase, LSU

Lou Groza Award Winner

Rodrigo Blankenship, Georgia

Paul Hornung Award Winner

Lynn Bowden Jr., Kentucky

Walter Camp Player of the Year Winner

Joe Burrow, LSU

Ray Guy Award Winner

Max Duffy, Kentucky

Frank Broyles Award Winner

Joe Brady, LSU

POSTSEASON ALL-SEC TEAMS

SEC Awards (voted by SEC coaches)**Offensive Player Of The Year**

Joe Burrow, LSU

Defensive Player of the Year

Derrick Brown, Auburn

Special Teams Player of the Year

Braden Mann, Texas A&M

Freshman of the Year

Jaylen Waddle, Alabama

Scholar-Athlete of the Year

Rodrigo Blankenship, Georgia

Jacobs Blocking Trophy

Andrew Thomas, Georgia

Coach of the Year

Ed Orgeron, LSU

First Team**Offense**

TE - Kyle Pitts, Florida

OL - Andrew Thomas, Georgia
 Jedrick Wills Jr., Alabama
 Alex Leatherwood, Alabama
 Trey Smith, Tennessee

C - Lloyd Cushenberry, LSU

WR - Ja'Marr Chase, LSU
 Jerry Jeudy, Alabama

QB - Joe Burrow, LSU

RB - Clyde Edwards-Helaire, LSU
 D'Andre Swift, Georgia

AP - Lynn Bowden Jr., Kentucky

Defense

DL - Derrick Brown, Auburn
 Marlon Davidson, Auburn
 Jonathan Greenard, Florida
 Javon Kinlaw, South Carolina

LB - Anfernee Jennings, Alabama
 K'Lavon Chaisson, LSU
 Nick Bolton, Missouri

DB - J.R. Reed, Georgia
 Grant Delpit, LSU
 Xavier McKinney, Alabama
 CJ Henderson, Florida

Special Teams

PK - Rodrigo Blankenship, Georgia

P - Braden Mann, Texas A&M

RS - Jaylen Waddle, Alabama

Second Team**Offense**

TE - Albert Okwuegbunam, Missouri

OL - Logan Stenberg, Kentucky
 Adrian Magee, LSU
 Prince Tega Wanogho, Auburn
 Damien Lewis, LSU

C - Landon Dickerson, Alabama

WR - DeVonta Smith, Alabama
 Bryan Edwards, South Carolina

QB - Tua Tagovailoa, Alabama

RB - Kylin Hill, Mississippi State
 Najee Harris, Alabama

AP - Jaylen Waddle, Alabama

Defense

DL - Raekwon Davis, Alabama
 Benito Jones, Ole Miss
 Rashard Lawrence, LSU
 Tyler Clark, Georgia

LB - Daniel Bituli, Tennessee
 K.J. Britt, Auburn
 Terrell Lewis, Alabama

DB - Derek Stingley, LSU
 Trevon Diggs, Alabama
 Nigel Warrior, Tennessee
 Jacoby Stevens, LSU

Special Teams

PK - Brent Cimaglia, Tennessee

P - Max Duffy, Kentucky

RS - *Jerrion Ealy, Ole Miss
 *Treyton Burks, Arkansas
 *Clyde Edwards-Helaire, LSU
 *Christian Tutt, Auburn
 *Marquez Callaway, Tennessee

(* - Ties)

AP All-SEC Team**First Team****Offense**

QB - Joe Burrow, LSU

RB - Clyde Edwards-Helaire, LSU
 Kylin Hill, Mississippi State

OT - Andrew Thomas, Georgia
 Jedrick Wills Jr., Alabama

OG - Logan Stenberg, Kentucky
 Trey Smith, Tennessee

C - Drake Jackson, Kentucky

WR - Ja'Marr Chase, LSU
 DeVonta Smith, Alabama

TE - Kyle Pitts, Florida

AP - Lynn Bowden Jr., Kentucky

K - Rodrigo Blankenship, Georgia

Defense

DE - Marlon Davidson, Auburn
 Jonathan Greenard, Florida

DT - Derrick Brown, Auburn
 Jordan Elliott, Missouri

LB - Anfernee Jennings, Alabama
 K.J. Britt, Auburn
 Nick Bolton, Missouri

CB - Derek Stingley, LSU
 Trevon Diggs, Alabama

S - Xavier McKinney, Alabama
 Nigel Warrior, Tennessee

P - Max Duffy, Kentucky

Second Team**Offense**

QB - Tua Tagovailoa, Alabama

RB - Najee Harris, Alabama
 D'Andre Swift, Georgia

OT - Alex Leatherwood, Alabama
 Isaiah Wilson, Georgia

OG - Damien Lewis, LSU
 Landon Dickerson, Alabama

C - Trey Hill, Georgia

WR - Justin Jefferson, LSU
 Jerry Jeudy, Alabama

TE - Jalen Wydermyer, Texas A&M

AP - Jaylen Waddle, Alabama

K - Cade York, LSU

Defense

DE - Chauncey Rivers, Mississippi State
 D.J. Wonnum, South Carolina

DT - Javon Kinlaw, South Carolina
 Justin Madubuike, Texas A&M

LB - K'Lavon Chaisson, LSU
 De'Jon Harris, Arkansas
 *David Reese, Florida
 *Monty Rice, Georgia

CB - *Israel Mukuamu, South Carolina
 *Kristian Fulton, LSU
 *Eric Stokes, Georgia

S - Grant Delpit, LSU
 Jeremiah Dinson, Auburn

P - Braden Mann, Texas A&M

Coach of the Year
 Ed Orgeron, LSU

Offensive Player of the Year
 Joe Burrow, LSU

Defensive Player of the Year
 Derrick Brown, Auburn

Newcomers of the Year
 Derek Stingley, LSU

The SEC

IT JUST MEANS MORE.

Scholars. Champions. Leaders. These are the pillars of the Southeastern Conference, and together they represent the vision for an 86-year-old intercollegiate athletic conference that continues to experience unparalleled success. Ranging from record-breaking accomplishments by student-athletes and administrators to significant growth in media, sponsorship, and branding, the SEC continues to prove on every front why it is SECond to None.

The Conference continues to deliver record financial distributions to its member universities, which makes it possible for the Conference to support scholars through and beyond graduation, win championships in every sponsored varsity sport, and ultimately prepare young people to change the world.

The SEC's leadership believes strongly that intercollegiate athletic conferences have an obligation to aid in Student-Athlete Development and Achievement, both academically and athletically. As such, the SEC was the first conference to establish a Student-Athlete Career Tour designed to prepare students for professions after graduation, and this year the Conference again welcomed 28 students to Atlanta for a multi-day series of meetings and development. And the SEC has integrated its student-athlete leadership councils into its annual meetings to provide its young people a greater voice in their own collegiate experience.

The SEC continues to strengthen its relationships in Media and Sponsorship. The SECESPN Network is now available on every major cable provider and every nationwide, multi-channel subscription streaming service in the marketplace. The SEC Network also reaches 140 countries outside the U.S.

The SEC is a place where Innovation and Leadership are expected and pursued. However, the pursuit extends beyond championship rings and trophies to include officiating, administration, and other initiatives. For example, on the heels of its football and men's basketball collaborative replay success, this year the SEC became the first collegiate conference to introduce centralized video review in baseball.

The SEC has also amplified its position relative to Branding and Celebration efforts. As SECU was renamed "SEC Academic Relations," it heightened its focus on programs and activities designed to highlight the teaching, research and service accomplished on SEC campuses. The Conference also executed Year Four of the "It Just Means More" branding campaign, continuing its presence on radio, TV and online while saturating national championship cities with digital outdoor exposure.

The SEC's Athletic Achievements have historically been—and continue to be—unprecedented. The SEC continues to win national championships in multiple sports, including six national championship matchups since March 2017 that exclusively featured SEC teams (Women's Final Four, College World Series, College Football Playoff Championship and three times in Equestrian).

STUDENT-ATHLETE DEVELOPMENT AND ACHIEVEMENT

Student-Athlete Career Tour

A total of 28 current and former Southeastern Conference student-athletes participated in the third SEC Career Tour in Atlanta in November 2018. The group visited the headquarters and met with executives and talent acquisition staff at several corporations including UPS, Children's Healthcare of Atlanta, The Home Depot and the Atlanta Hawks organization.

SEC Student-Athletes and Community Service

SEC student-athletes conducted more than 50,000 hours of combined community service work during the 2018-19 academic year. Each year the SEC awards a \$5,000 scholarship to a male and female nominee from each school for the Brad Davis SEC Community Service Award, and \$10,000 goes to the two student-athletes selected each year as the Brad Davis SEC Community Service Leaders of the Year. In 2018-19, Auburn University equestrian athlete Megan Rauh and University of Florida track & field athlete Sam Ahrenholz were named winners of the prestigious award.

SEC in the NCAA's 2019 Today's Top 10

Three SEC student-athletes were among the 10 student-athletes from across the country named

as recipients of the NCAA's 2019 Today's Top 10 Award. Alabama swimmer Lucas Kaliszak, Florida gymnast Alex McMurtry and Georgia track and field athlete Keturah Orji earned the award that recognizes former student-athletes for their successes in competition, in the classroom and in the community. Recipients completed their athletics eligibility during the 2017-18 academic year and were recognized at the NCAA Honors Celebration in January 2019 in Orlando, Florida.

NCAA Woman of the Year – Georgia's Keturah Orji

Georgia track and field legend Keturah Orji was named the 2018 NCAA Woman of the Year at an awards dinner in Indianapolis, Ind., in October 2018. Orji becomes the first winner from Georgia's track and field program and the fourth winner overall from the University of Georgia. All finalists - including three from each NCAA division - demonstrated excellence in academics, athletics, community service and leadership throughout their collegiate careers. Finalists were selected from a group of 30 Woman of the Year honorees which included 10 honorees from each NCAA division and represented a variety of sports. Schools nominated a record 581 college athletes for the award.

SEC Among Honda Award Winners

Three of the 12 Honda Sport Award recipients named in June 2018 were SEC student-athletes. South Carolina basketball player A'ja Wilson, Ole Miss tennis player Arienne Hartono and Florida volleyball player Rhamat Alhassan were honored at the 42nd annual Collegiate Women Sports Awards in late June 2018 in Los Angeles. The Collegiate Women's Sports Awards honor the nation's top NCAA women athletes for superior athletic skills, leadership, academic excellence and participation in community service. Since commencing its sponsorship in 1986, Honda has provided more than \$3 million in institutional grants to the universities of the award winners and nominees to support women's athletics programs.

SEC in the NFL Draft

The SEC led the nation's conferences in NFL Draft picks for the 13th consecutive year in 2019 with 64 selections, an NFL Draft record for any conference. For the eighth time in the last nine years, the SEC led the nation in First Round NFL Draft selections with nine. During the last 13 NFL Drafts, the SEC has a nation-leading 120 players taken in the opening round, an average of over nine per season. The SEC now has an impressive 96 First Round NFL Draft selections so far this decade.

MEDIA + SPONSORSHIP

SEC Tabs Evolution Media/CAA TV Group as Media Advisors

The SEC appointed leading sports media advisory firm Evolution Media/Creative Artists Agency (CAA) as its exclusive media advisors in 2018. Under its long-term agreement, Evolution and CAA's television division will work collaboratively to advise the SEC on the evolving media marketplace and assist the conference in its future media rights negotiations.

Evolution Media's clients have included the International Olympic Committee, WWE, the National Hockey League, Major League Soccer, PGA of America, PGA TOUR, Riot Games, Top Rank Boxing, the Los Angeles Dodgers, the Arizona Diamondbacks, and the Boston Celtics, among other leading teams and associations. Evolution has advised on more than \$38 billion in media rights transactions since 2008.

Creative Artists Agency (CAA) represents many of the most successful and innovative professionals working in sports, film, television, music, video games, theatre, commercial endorsements, and digital content, and provides a range of strategic marketing and consulting services to corporate clients.

SEC Viewership Continues Growth

The SEC participated in the three highest rated college football games in 2018, including the CFP Championship Game that generated a 13.8 rating with 25.28 million viewers. Among highest rated TV games in 2018, the SEC participated in five of the top 10 games, eight of the top 15 games and 10 of the top 20 games. The SEC on CBS in 2018 produced the five most-viewed games of the regular season and the SEC Football Championship saw its highest rating since 2007. In fact, the SEC Football Championship Game posted a higher rating than both CFP Semifinal games.

Meanwhile, the SEC Network remains one of the most vibrant sports networks in all of television. The SEC Network is available on every major cable and satellite provider in the United

The SEC

States, every nationwide multichannel subscription streaming service and is available in 140 countries outside the US. Important SEC notes to know:

- Over 250 students across the 14 campuses were involved in production of SEC Network events in 2018-19
- More than 70 SEC marching band halftime performances were streamed live on the ESPN App in 2018
- The SEC Network featured new episodes of "SEC Homecoming" including interviews with former
- Augusta national Golf Club Chairman Billy Payne, singer and songwriter Darius Rucker and Lockheed
- Martin president and CEO Marylin Hewson

INNOVATION + LEADERSHIP

Football Timeout Clock

The SEC revolutionized the football fan experience in Fall 2018 with the implementation of a visible television timeout countdown clock on the field at all 14 SEC football venues. The onfield display allows fans, game officials and both teams to view the remaining time during each television commercial stoppage from anywhere in the stadium.

The display is operated by the TV timeout coordinator, or 'Red Hat,' on the field during television commercial breaks and is turned off during routine game action. The time shown on the TV timeout countdown clock is the official time remaining in a timeout. The SEC worked with Victory Game Clocks to develop the TV timeout countdown clock for the 2018 football season.

The SEC TV timeout countdown clock was also utilized at the SEC Championship Game on December 1, in Atlanta, Ga., at Mercedes-Benz Stadium and then was adopted for use during the College Football Playoff Semifinals and Championship Game.

Baseball Centralized Replay

The SEC began use of a Centralized Video Review process for Conference baseball games in 2019, becoming the first conference to use a centralized process as permitted by NCAA rules. A Replay Official in the SEC Video Center, located in the Conference Office, reviews plays in SEC vs. SEC games and renders decisions that are communicated to the on-site umpire crew. The process is consistent with the system used by Major League Baseball.

Baseball is the third sport in which the SEC has implemented a collaborative or centralized replay system. The SEC successfully implemented a collaborative replay process in the sport of football in 2016, and the Conference secured NCAA approval to implement a collaborative instant replay process in men's basketball the following year.

SEC Football Media Days Presented by Regions Bank Goes to Atlanta

For the first time since SEC Football Media Days was created in 1985, the popular midsummer media extravaganza was held outside of the Birmingham area. The College Football Hall of Fame in Atlanta served as the primary host venue for SEC Football Media Days in July 2018 with the neighboring Omni Atlanta Hotel at CNN Center serving as site for many of the Media Days functions as well.

SEC Holds First Football Summerfest Presented by Regions Bank

The inaugural SEC Football Kickoff Summerfest presented by Regions Bank was held in Atlanta's Centennial Olympic Park in July 2018. The first-of-its-kind free fan event was held in conjunction with the SEC's annual Football Media Days at the nearby College Football Hall of Fame and Omni Atlanta Hotel at CNN Center.

Fans attending SEC Summerfest had an opportunity to engage with fellow SEC fans in a family-friendly game day environment that included live music, food trucks, interactives and much more. SEC Summerfest was anchored by the SEC Network's traveling road show, SEC Nation, which broadcast live from the event.

Media participation in spring football game officiating

The SEC invited media members to participate as game officials during Georgia's April 2019 Spring Football Game and engaged with the SEC Network to provide behind-the-scenes information and experiences to educate the public on SEC football officiating procedures. In addition to ESPN talent, participants included media representatives from the Associated Press, Sports

Illustrated, CBSsports.com and USA Today.

Leaders in Attendance

- SEC Football has led the nation in football attendance for 21 consecutive seasons and enjoys nearly a 10 thousand per game and 1.1 million overall edge over its next closest conference peer.
- The SEC Championship Game saw its second-highest attendance in history in 2018 and most since 1993.
- SEC Baseball has led the nation in attendance 23 years in a row. Total attendance in 2018 surpassed 2.2 million and no other conference reached the 1 million mark.
- SEC Women's Basketball has led the nation in attendance four years in a row.

BRANDING + CELEBRATION

SEC Expands Academic Initiative

The SEC announced it was expanding the scope and changing the name of its 13-year-old academic initiative to better leverage the success of its intercollegiate athletics programs in support of the broad mission of each of its 14 member universities.

Formerly known as SECU, SEC Academic Relations focuses on presenting programs and activities designed to highlight the teaching, research and service accomplishments of SEC students, faculty and staff, including related successes within the Conference's intercollegiate athletics programs.

"It Just Means More" Campaign and Associated Branding

When the SEC kicked off its comprehensive "It Just Means More" marketing campaign, it set out to show the other side of the SEC: one of history, legacy, and an overall positive impact on our people, our communities, our state, and our nation. In addition to a series of television and radio spots, print advertisements, and a social media strategy, this year the SEC continued to expand the reach of its "It Just Means More" campaign through the utilization of outdoor digital signage in cities hosting significant events. Locations included the San Jose area for the CFP Championship Game; Louisville, Kansas City, Washington, DC, and Chicago for men's and women's basketball Sweet Sixteen games, and Minneapolis for the Men's Final Four.

SEC Celebrates Academic Achievement with Graduate Patch

A total of 156 football student-athletes wore the SEC Graduate Patch in 2018 post-season football bowl games and 21 SEC basketball student-athletes wore the mark in national post-season tournaments following the 2019 hoops season. In all, more than 350 student-athletes wore the patch in all sports in 2018-19.

The SEC introduced the patch in 2016 for student-athletes in all sports who have graduated but have not exhausted their eligibility. The SEC logo patch on their uniforms is replaced with a special patch highlighting the word "Graduate" underneath the conference logo. The patch is similar in design for all conference schools, but it is school-specific in color.



COLLEGE FOOTBALL PLAYOFF

EVERY GAME COUNTS

The College Football Playoff (CFP) is a four-team event to determine college football's national champion on the field, while preserving the significance of college football's unique regular season where every game counts.

FOUR TEAMS

The selection committee ranks the teams based on the members' evaluation of the teams' performance on the field, using conference championships won, strength of schedule, head-to-head results, and comparison of results against common opponents to decide among teams that are comparable.

TRADITION

The New Year's holiday period belongs to college football, with two semifinal games rotating annually among the Cotton Bowl, Fiesta Bowl, Orange Bowl, Peach Bowl, Rose Bowl and Sugar Bowl.

CHAMPIONSHIP MONDAY

The two winning teams from the Playoff Semifinals compete for the College Football Playoff National Championship. The national championship game is in a different city each year, always on a Monday night.

UNIVERSAL ACCESS

Every Football Bowl Subdivision (FBS) team has equal access to the College Football Playoff based on its performance. No team automatically qualifies.

GOVERNANCE

University presidents and chancellors from all 10 FBS conferences and Notre Dame serve as the board of managers and govern the administrative operations, with commissioners (the Management Committee) managing the event. A small staff in the playoff office in Irving, Texas, carries out the day-to-day responsibilities.

SELECTION COMMITTEE

A talented group of high-integrity individuals with experience as coaches, student-athletes, college administrators and journalists, along with sitting athletics directors, comprise the selection committee. Members of the committee are Rob Mullens (chair), Gary Barta, Frank Beamer, Paola Boivin, Joe Castiglione, Ken Hatfield, Chris Howard, Ronnie Lott, Terry Mohajir, Ray Odierno, R.C. Slocum, Todd Stansbury and Scott Stricklin.

COLLEGE FOOTBALL PLAYOFF

collegefootballplayoff.com |     [cfbplayoff](#) | [#CFBPlayoff](#)





COLLEGE FOOTBALL PLAYOFF

SELECTION COMMITTEE RESPONSIBILITIES






- Rank the top 25 teams and assign the top four to semifinals sites.
- Assign teams to New Year's bowls.
 - Create competitive matchups.
 - Attempt to avoid rematches of regular-season games and repeat appearances in specific bowls.
 - Consider geography.

PARTICIPANTS IN THE NEW YEAR'S BOWLS

Both participants in the Orange, Rose and Sugar Bowls are contracted outside the playoff arrangement (Big Ten and Pac-12 to Rose Bowl; SEC and Big 12 to Sugar Bowl; ACC to Orange Bowl against the highest-ranked available team from the SEC, Big Ten and Notre Dame). If a conference champion qualifies for the playoff, then the bowl will choose a replacement from that conference. When those bowls host the semifinals and their contracted conference champions do not qualify, then the displaced champion(s) will play in one of the other New Year's bowls.

When not hosting semifinals, the Cotton, Fiesta and Peach Bowls will welcome displaced conference champions and the top-ranked champion from a non-contract conference. The highest-ranked available teams will fill any other berths. The selection committee will make the pairings.

SCHEDULE

							
2019-20	COTTON (DEC. 28)	ORANGE (DEC. 30)	SEMIFINAL (DEC. 28)	SEMIFINAL (DEC. 28)	ROSE (JAN. 1)	SUGAR (JAN. 1)	NEW ORLEANS (JAN. 13)
2020-21	COTTON (DEC. 30)	ORANGE (JAN. 2)	FIESTA (JAN. 2)	PEACH (JAN. 1)	SEMIFINAL (JAN. 1)	SEMIFINAL (JAN. 1)	MIAMI (JAN. 11)

COLLEGE FOOTBALL PLAYOFF

collegefootballplayoff.com |     [cfbplayoff](#) | [#CFBPlayoff](#)

